



Celebrating our 20th Anniversary, let our knowledgeable and professional sales team help you with all of your product placement, marketing and merchandising needs.





RVLI is a dedicated team of professionals serving all aspects of the outdoor recreation industry. From RV to Camping to Marine, RVLI has expertise and knowledge relating to all things outdoors. RVLI's commitment to its clients comes with over 100 years of combined experience bringing the best possible results to suppliers, distributors, dealers and consumers. Founded in 2002, RVLI is dedicated to the success of the products and suppliers we represent through the efforts and achievements of our sales and marketing teams.

Why RVLI?

Award-winning service that gets the job done right.

DEPENDABILITY

- We deliver what is promised, when it is promised.
- Our proactive attitude allows us to anticipate what our clients need.
- We maintain consistent communication with client's sales reps.
- Our listening ears are always on - we want to provide products, services, and knowledge that will allow your business to thrive.

KNOWLEDGE

- Extensive product knowledge - we know what the item does, how it works, and how to sell it successfully.
- Native knowledge on how to display, market, and sell to customers in order to continuously increase profitability.
- Exhaustive knowledge of competitor's products including key features and main differences.

SUPPORT

- Product training.
- Merchandising materials and ideas.
- Store set and Planogram placement.
- Show and Open House attendance.
- Maintain inventory of product samples to be utilized for marketing and sales needs.
- Marketing ideas to increase sales.

TOOLS

- RVLI Vendor Book with custom marketing pages designed to showcase all product with information and detail.
- Introduction to new products coming to market.
- Monthly newsletter with industry information.
- Product comparison charts.



TABLE OF CONTENTS

Camp Champ p. 2

Classic Accessories p. 5

Each Reach Supply p. 19

KSource p. 25

ParkPower/Weekender p. 29

Progressive Industries p. 38

Blue Sea Systems p. 40

RELiON p. 42

Pollak p. 45

Prest-O-Fit p. 52

Ready America p. 57

RV Safe p. 60

Specialty Recreation p. 62

Swagman p. 66

Teknor Apex p. 72



Pleasant Journey, Pleasant Memories

Camp Champ is a premium line of holding tank odor control and treatment products by Cheltec. Camp Champ's RV Odor Abate and RV Super Digest are variations of Cheltec's Eco-friendly industrial odor control products. They are **compliant for use in all 50 states.**



RV Holding Tank Maintenance

- ✓ Used for both black and gray water tanks.
- ✓ Cleans sensors, breaks down calcium build-up.
- ✓ Eco-friendly, unscented, formaldehyde free, 100% biodegradable.
- ✓ **1 oz.** treatment for holding tanks up to **60 gallons.**
- ✓ Works in extreme temperatures.
 RV Odor Abate - up to **165° F**, as low as **38°**
 RV Super Digest - up to **190° F**, as low as **38°**





RV Odor Abate

The dual action of RV Odor Abate immediately converts odorous gases into microscopic particles and balances wastewater pH to help the naturally occurring microbes decompose waste without causing odor. Formulated with Stabitol™, RV Odor Abate remains 100% soluble and stable in wastewater tanks. 32 Black Water treatments or 64 Gray Water treatments per 32-ounce bottle.

Item	Description	Qty
CCBWC	RV Odor Abate 32 oz. Bottle	6
CCBW4OZC	RV Odor Abate 4 oz. Bottle	12



RV Super Digest

A highly concentrated waste tank treatment product that contains nine aggressive digesting enzyme strains. A one ounce treatment contains 31 billion microbes to break down solids and clean sensor probes.

Item	Description	Qty
CCSD	RV Super Digest 16 oz. Bottle	12
CCSD4OZC	RV Super Digest 4 oz. Bottle	12
CCSDTC	RV Super Digest Tablet Cards	20



RV All-Purpose Cleaner

An all-natural, plant-based product specifically designed for deeper cleaning on sinks, toilets, faucets, tile, granite and other countertops. Formulated by our proprietary "StabiNetics™" processing which enhances each ingredient's performance.

Item	Description	Qty
CCAP2PKC	16 oz. Refill Bottle & 8 oz. Spray Bottle	6

Merchandising Displays Program

Camp Champ offers two planogram options to support product merchandising. Planogram packages are shipped complete with product and display fixtures.



Small Planogram Display Package

Item	Description	Qty
CCPOG1	Merchandising Package	
	RV Odor Abate 32 oz. bottle	12
	RV Super Digest 16 oz. bottle	12
	Display Header Card	1

Large Planogram Display Package

Item	Description	Qty
CCPOG2	Merchandising Package	
	RV Odor Abate 32 oz. Bottle	36
	RV Super Digest 16 oz. Bottle	36
	Display Rack	1
	Display Header Card	1



Camp Champ will custom fill your display needs. Contact your RVLI representative and we will be happy to help you.

Protecting Road Trips Since 1983

UNCOVER MORE TIME OUTDOORS™



OUR BEST SELECTION OF
RECREATIONAL VEHICLE
COVERS & ACCESSORIES

Why Choose Classic Accessories RV Covers?

- ✓ Protects against all the elements—rain, sun, wind, snow, hot or cold
- ✓ Longest, hassle-free warranty in the business
- ✓ Perfect fit for any coach, even those extra tall Class A and 5th wheel models
- ✓ Best cover features—most durable and lightweight RV covers make installation a breeze

Encompass™ RV Covers

- Extra strength ripstop fabric repels water and protects against dirt and sun damage
- Air vent system and quick drying fabric combine to reduce wind stress and vent inside moisture
- Adjustable tension panels and elasticized hem corners provide a custom-like fit
- Zippered panels allow access to the RV doors and storage compartments
- Long zipper pulls reduce the need for a ladder
- Integrated strap attachment and weighted toss bag system eliminates crawling under the RV to install tension straps
- Tension panels reduce cover stress when tightening the straps
- Includes SoftGuard™ foam inserts to help protect your cover from sharp edges
- Includes a reinforcement patch kit
- Storage bag included



ALL-SEASON
PROTECTION



AIR FLOW



UV
PROTECTION



RIPSTOP
FABRIC



ADJUSTABLE
CUSTOM FIT



CLICK-CLOSE
STRAPS



ZIPPERED
ACCESS



STORAGE
BAG



Includes SoftGuard™
sharp edge protectors

Encompass™ Fabric

100% WOVEN POLYESTER RIPSTOP

Tear-resistant | Water-repellent | Bird dropping protection | Dirt, dust and scratch protection | UV protection | Snow protection



Travel Trailer Cover

COLOR: CINDER/MAGNET

MFG #	FITS/DESCRIPTION
8O-485-142401-RT	MODEL 1: Fits Travel Trailers 18'-20' L, 102" W, 118" Max H*
8O-486-152401-RT	MODEL 2: Fits Travel Trailers 20'-22' L, 102" W, 118" Max H*
8O-487-162401-RT	MODEL 3: Fits Travel Trailers 22'-24' L, 102" W, 118" Max H*
8O-488-172401-RT	MODEL 4: Fits Travel Trailers 24'-27' L, 102" W, 118" Max H*
8O-489-182401-RT	MODEL 5: Fits Travel Trailers 27'-30' L, 102" W, 118" Max H*
8O-490-192401-RT	MODEL 6: Fits Travel Trailers 30'-33' L, 102" W, 118" Max H*

*FIT DIMENSIONS include only the Trailer Body, tow hitch not included.
Not designed to entirely cover the wheels and legs.



5th Wheel Cover

COLOR: CINDER/MAGNET

MFG #	FITS/DESCRIPTION
8O-491-172401-RT	MODEL 4T: Fits 5th Wheels 29'-33' L, 102" W, 135" Max H*
8O-492-182401-RT	MODEL 5T: Fits 5th Wheels 33'-37' L, 102" W, 135" Max H*
8O-493-192401-RT	MODEL 6XT: Fits 5th Wheels 37'-41' L, 102" W, 140" Max H*
8O-494-202401-RT	MODEL 7XT: Fits 5th Wheels 41'-44' L, 102" W, 140" Max H*

*FIT DIMENSIONS include only the Trailer Body, tow hitch not included.
Not designed to entirely cover the wheels and legs.



Class C RV Cover

COLOR: CINDER/MAGNET

MFG #	FITS/DESCRIPTION
8O-495-152401-RT	MODEL 2: Fits Class C RVs 20'-23' L, 105" W, 122" Max H*
8O-496-162401-RT	MODEL 3: Fits Class C RVs 23'-26' L, 105" W, 122" Max H*
8O-497-172401-RT	MODEL 4: Fits Class C RVs 26'-29' L, 105" W, 122" Max H*
8O-498-182401-RT	MODEL 5: Fits Class C RVs 29'-32' L, 105" W, 122" Max H*

*Not designed to entirely cover the wheels and legs.

Why Choose Classic Accessories RV Covers?

- ✓ Protects against all the elements—rain, sun, wind, snow, hot or cold
- ✓ Longest, hassle-free warranty in the business
- ✓ Perfect fit for any coach, even those extra tall Class A and 5th wheel models
- ✓ Best cover features—most durable and lightweight RV covers make installation a breeze

PermaPRO™ RV Covers

- Extra strength PermaPRO™ ripstop fabric
- Air vent system
- Adjustable front/rear tension panels
- Elasticized hem corners
- Zippered panel RV door access
- Long zipper pulls
- Integrated undercarriage strap system
- Weighted toss bag system
- Tension panels
- Zippered expandable storage bag



ALL-SEASON
PROTECTION



AIR FLOW
PROTECTION



UV
PROTECTION



RIPSTOP
FABRIC



ADJUSTABLE
CUSTOM FIT



CLICK-CLOSE
STRAPS



ZIPPERED
ACCESS




STORAGE
BAG



PermaPRO™ Fabric

100% WOVEN POLYESTER RIPSTOP

Tear-resistant | Water-repellent | Bird droppings protection | Dirt, dust and scratch protection | UV protection | Snow protection





PermaPRO™ Class A RV Cover

MFG #	FITS/DESCRIPTION
80-142-151001-00	MODEL 2: Fits Class A RVs 20'-24' L, 122" Max H
80-328-161001-RT	MODEL 3T: Fits Class A RVs 24'-28' L, 125" Max H
80-329-171001-RT	MODEL 4T: Fits Class A RVs 28'-30' L, 130" Max H
80-330-181001-RT	MODEL 5T: Fits Class A RVs 30'-33' L, 130" Max H
80-331-191001-RT	MODEL 6T: Fits Class A RVs 33'-37' L, 135" Max H
80-184-201001-00	MODEL 7XT: Fits Class A RVs 37'-40' L, 140" Max H
80-333-211001-RT	MODEL 8XT: Fits Class A RVs 40'-42' L, 140" Max H



PermaPRO™ Class B RV Cover

MFG #	FITS/DESCRIPTION
80-411-141001-RT	MODEL 1: Fits Class B RVs up to 20' L, 117" Max H
80-412-151001-RT	MODEL 2: Fits Class B RVs 20'-23' L, 117" Max H
80-413-161001-RT	MODEL 3: Fits Class B RVs 23'-25' L, 117" Max H
80-414-171001-RT	MODEL 4: Fits Class B RVs 25'-27' L, 117" Max H
80-415-161001-RT	MODEL 3T: Fits Class B RVs 23'-25' L, 128" Max H
80-416-171001-RT	MODEL 4T: Fits Class B RVs 25'-27' L, 128" Max H



PermaPRO™ Class C RV Cover

MFG #	FITS/DESCRIPTION
80-127-141001-00	MODEL 1: Fits Class C RVs up to 20' L, 122" Max H
80-128-151001-00	MODEL 2: Fits Class C RVs 20'-23' L, 122" Max H
80-129-161001-00	MODEL 3: Fits Class C RVs 23'-26' L, 122" Max H
80-130-171001-00	MODEL 4: Fits Class C RVs 26'-29' L, 122" Max H
80-131-181001-00	MODEL 5: Fits Class C RVs 29'-32' L, 122" Max H
80-314-191001-RT	MODEL 6T: Fits Class C RVs 32'-35' L, 125" Max H
80-315-201001-RT	MODEL 7T: Fits Class C RVs 35'-38' L, 135" Max H



PermaPRO™ Camper Cover

MFG #	FITS/DESCRIPTION
80-258-141001-00	MODEL 1: Fits Campers 8'-10' L
80-259-151001-00	MODEL 2: Fits Campers 10'-12' L & Lance* 1172 and 1191

*Lance is a brand name of Lance Camper Manufacturing Corporation



PermaPRO™ 5th Wheel and Toy Hauler Cover

MFG #	FITS/DESCRIPTION
80-121-141001-00	MODEL 1: Fits 5th Wheels and Toy Haulers 20'-23' L, 122" Max H
80-122-151001-00	MODEL 2: Fits 5th Wheel and Toy Haulers 23'-26' L, 122" Max H
80-317-161001-RT	MODEL 3T: Fits 5th Wheel and Toy Haulers 26'-29' L, 130" Max H
80-318-171001-RT	MODEL 4T: Fits 5th Wheel and Toy Haulers 29'-33' L, 135" Max H
80-319-181001-RT	MODEL 5T: Fits 5th Wheel and Toy Haulers s 33'-37' L, 135" Max H
80-187-191001-00	MODEL 6XT: Fits 5th Wheel and Toy Haulers 37'-41' L, 140" Max H
80-299-203101-RT	MODEL 7XT: Fits 5th Wheel and Toy Haulers 41'-44' L, 140" Max H



PermaPRO™ Folding Camping Trailer Cover

MFG #	FITS/DESCRIPTION
80-400-301001-RT	MODEL 0: Fits Folding Camper Trailers up to 8'-6" L*
80-401-141001-RT	MODEL 1: Fits Folding Camper Trailers 8'-10' L*
80-402-151001-RT	MODEL 2: Fits Folding Camper Trailers 10'-12' L*
80-403-161001-RT	MODEL 3: Fits Folding Camper Trailers 12'-14' L*
80-404-171001-RT	MODEL 4: Fits Folding Camper Trailers 14'-16' L*
80-405-181001-RT	MODEL 5: Fits Folding Camper Trailers 16'-18' L*
80-406-191001-RT	MODEL 6: Fits Folding Camper Trailers 18'-20' L*

*FIT DIMENSIONS include only the Trailer Body, tow hitch not included



PermaPRO™ R•POD Travel Trailer Cover

MFG #	FITS/DESCRIPTION
80-255-151001-OO	MODEL 2: Fits R•POD Travel Trailers up to 16'2" L*
80-256-161001-OO	MODEL 3: Fits R•POD Travel Trailers up to 17'7" L*
80-257-171001-OO	MODEL 4: Fits R•POD Travel Trailers up to 17'7" L*

*R•POD is a brand name of Forest River Inc.

*FIT DIMENSIONS include only the Trailer Body, tow hitch not included



PermaPRO™ Molded Fiberglass Travel Trailer Cover

MFG #	FITS/DESCRIPTION
80-407-141001-RT	MODEL 1: Fits Molded Fiberglass Travel Trailers 8'-10' L*
80-408-151001-RT	MODEL 2: Fits Molded Fiberglass Travel Trailers 10'1"-13' L*

*FIT DIMENSIONS include only the Trailer Body, tow hitch not included



PermaPRO™ Teardrop Trailer Cover

MFG #	FITS/DESCRIPTION
80-397-141001-RT	MODEL 1: Fits Teardrop Travel Trailers up to 8' L*, 5' W
80-398-151001-RT	MODEL 2: Fits Teardrop Travel Trailers up to 8'-10' L*, 5' W
80-399-161001-RT	MODEL 3: Fits T@B & Clam Shell 10'-12' L*, 6' W

*FIT DIMENSIONS include only the Trailer Body, tow hitch not included

*T@B is a registered trademark of Pleasant Valley Teardrop Trailers



PermaPRO™ Travel Trailer and Toy Hauler Cover

MFG #	FITS/DESCRIPTION
80-321-301001-RT	MODEL 0: Fits Travel Trailers and Toy Haulers 15'-18' L, 114" Max H
80-134-141001-OO	MODEL 1: Fits Travel Trailers and Toy Haulers 18'-20' L, 118" Max H
80-135-151001-OO	MODEL 2: Fits Travel Trailers and Toy Haulers 20'-22' L, 118" Max H
80-136-161001-OO	MODEL 3: Fits Travel Trailers and Toy Haulers 22'-24' L, 118" Max H
80-137-171001-OO	MODEL 4: Fits Travel Trailers and Toy Haulers 24'-27' L, 118" Max H
80-138-181001-OO	MODEL 5: Fits Travel Trailers and Toy Haulers 27'-30' L, 118" Max H
80-139-191001-OO	MODEL 6: Fits Travel Trailers and Toy Haulers 30'-33' L, 118" Max H
80-325-201001-RT	MODEL 7T: Fits Travel Trailers and Toy Haulers 33'-35' L, 124" Max H
80-326-211001-RT	MODEL 8T: Fits Travel Trailers and Toy Haulers 35'-38' L, 124" Max H
80-327-221001-RT	MODEL 9T: Fits Travel Trailers and Toy Haulers 38'-40' L, 124" Max H

Why Choose Classic Accessories RV Covers?

- ✓ Protects against all the elements—rain, sun, wind, snow, hot or cold
- ✓ Longest, hassle-free warranty in the business
- ✓ Perfect fit for any coach, even those extra tall Class A and 5th wheel models
- ✓ Best cover features—most durable and lightweight RV covers make installation a breeze

PolyPRO™3 RV Covers

- Tough, triple-ply PolyPRO™3 top
- Breathable single-ply PolyPRO™1 sides
- Air vent system
- Adjustable front and rear tension panels
- Integrated rope system and toss bag
- Zippered RV door panels
- Stuff sack and a ladder cap

**VACUUM PACKED
FOR A 30% SMALLER RETAIL BOX**



PolyPRO™3 Fabric (top of cover)
3-PLY / NON-WOVEN POLYPROPYLENE
Water-repellent | Bird dropping protection
Dirt, dust and scratch protection | UV protection | Snow protection

PolyPRO™1 Fabric (sides of cover)
1-PLY / NON-WOVEN POLYPROPYLENE





PolyPRO™3 Class A RV Cover

MFG #	FITS/DESCRIPTION
70263	MODEL 2: Fits Class A RVs 20'-24' L, 122" Max H
80-334-163101-RT	MODEL 3T: Fits Class A RVs 24'-28' L, 125" Max H
80-335-173101-RT	MODEL 4T: Fits Class A RVs 28'-30' L, 130" Max H
80-336-183101-RT	MODEL 5T: Fits Class A RVs 30'-33' L, 130" Max H
80-337-193101-RT	MODEL 6T: Fits Class A RVs 33'-37' L, 135" Max H
77763	MODEL 7XT: Fits Class A RVs 37'-40' L, 140" Max H
77863	MODEL 8XT: Fits Class A RVs 40'-42' L, 140" Max H



PolyPRO™3 Class B RV Cover

MFG #	FITS/DESCRIPTION
80-103-141001-00	MODEL 1: Fits Class B RVs up to 20' L, 117" Max H
80-104-151001-00	MODEL 2: Fits Class B RVs 20'-23' L, 117" Max H
80-105-161001-00	MODEL 3: Fits Class B RVs 23'-25' L, 117" Max H
80-106-171001-00	MODEL 4: Fits Class B RVs 25'-27' L, 117" Max H
80-394-163101-RT	MODEL 3T: Fits Class B RVs 23'-25' L, 128" Max H
80-395-173101-RT	MODEL 4T: Fits Class B RVs 25'-27' L, 128" Max H



PolyPRO™3 Class C RV Cover

MFG #	FITS/DESCRIPTION
79263	MODEL 2: Fits Class C RVs 20'-23' L, 122" Max H
79363	MODEL 3: Fits Class C RVs 23'-26' L, 122" Max H
79463	MODEL 4: Fits Class C RVs 26'-29' L, 122" Max H
79563	MODEL 5: Fits Class C RVs 29'-32' L, 122" Max H
80-344-193101-RT	MODEL 6T: Fits Class C RVs 32'-35' L, 125" Max H
80-345-203101-RT	MODEL 7T: Fits Class C RVs 35'-38' L, 135" Max H



PolyPRO™3 Camper Cover

MFG #	FITS/DESCRIPTION
80-396-301001-RT	MODEL 0: Fits Campers 6'-8' L
80-036-143101-00	MODEL 1: Fits Campers 8'-10' L
80-037-153101-00	MODEL 2: Fits Campers 10'-12' L & Lance* 1172 and 1191

*Lance is a brand name of Lance Camper Manufacturing Corporation



PolyPRO™3 Travel Trailer and Toy Hauler Cover

MFG #	FITS/DESCRIPTION
80-351-303001-RT	MODEL 0: Fits Travel Trailers and Toy Haulers 15'-18' L, 114" Max H
73163	MODEL 1: Fits Travel Trailers and Toy Haulers 18'-20' L, 118" Max H
73263	MODEL 2: Fits Travel Trailers and Toy Haulers 20'-22' L, 118" Max H
73363	MODEL 3: Fits Travel Trailers and Toy Haulers 22'-24' L, 118" Max H
73463	MODEL 4: Fits Travel Trailers and Toy Haulers 24'-27' L, 118" Max H
73563	MODEL 5: Fits Travel Trailers and Toy Haulers 27'-30' L, 118" Max H
73663	MODEL 6: Fits Travel Trailers and Toy Haulers 30'-33' L, 118" Max H
80-355-203101-RT	MODEL 7T: Fits Travel Trailers and Toy Haulers 33'-35' L, 124" Max H
80-356-213101-RT	MODEL 8T: Fits Travel Trailers and Toy Haulers 35'-38' L, 124" Max H
80-357-223101-RT	MODEL 9T: Fits Travel Trailers and Toy Haulers 38'-40' L, 124" Max H



WARRANTY



HEAVY-DUTY PROTECTION



AIR VENTS



CLICK-CLOSE STRAPS



ADJUSTABLE CUSTOM FIT



ZIPPERED ACCESS



STORAGE BAG

PolyPRO™3 5th Wheel and Toy Hauler Cover

MFG #	FITS/DESCRIPTION
75263	MODEL 1: Fits 5th Wheels and Toy Haulers 20'-23' L, 122" Max H
75363	MODEL 2: Fits 5th Wheels and Toy Haulers 23'-26' L, 122" Max H
80-347-163101-RT	MODEL 3T: Fits 5th Wheels and Toy Haulers 26'-29' L, 130" Max H
80-348-173101-RT	MODEL 4T: Fits 5th Wheels and Toy Haulers 29'-33' L, 135" Max H
80-349-183101-RT	MODEL 5T: Fits 5th Wheels and Toy Haulers 33'-37' L, 135" Max H
75063	MODEL 6XT: Fits 5th Wheels and Toy Haulers 37'-41' L, 140" Max H
80-300-203101-RT	MODEL 7XT: Fits 5th Wheels and Toy Haulers 41'-44' L, 140" Max H



WARRANTY



HEAVY-DUTY PROTECTION



AIR VENTS



CLICK-CLOSE STRAPS



ADJUSTABLE CUSTOM FIT



ZIPPERED ACCESS



STORAGE BAG

PolyPRO™3 R•POD Travel Trailer Cover

MFG #	FITS/DESCRIPTION
80-198-141001-00	MODEL 1: Fits R•POD Travel Trailers up to 13'7" L*
80-199-151001-00	MODEL 2: Fits R•POD Travel Trailers up to 16'2" L* (Door in Front)
80-200-161001-00	MODEL 3: Fits R•POD Travel Trailers up to 17'7" L* (Door in Front)
80-197-171001-00	MODEL 4: Fits R•POD Travel Trailers up to 17'7" L* (Door in Back)

*R•POD is a brand name of Forest River Inc.

*FIT DIMENSIONS include only the Trailer Body, tow hitch not included



WARRANTY



HEAVY-DUTY PROTECTION



AIR VENTS



CLICK-CLOSE STRAPS



ADJUSTABLE CUSTOM FIT



ZIPPERED ACCESS



STORAGE BAG

PolyPRO™3 Molded Fiberglass Travel Trailer Cover

MFG #	FITS/DESCRIPTION
80-294-143101-RT	MODEL 1: 8'-10' L*
80-295-153101-RT	MODEL 2: 10'1"-13' L*
80-409-161001-RT	MODEL 3: 13'1"-16' L*

*FIT DIMENSIONS include only the Trailer Body, tow hitch not included



WARRANTY



HEAVY-DUTY PROTECTION



AIR VENTS



CLICK-CLOSE STRAPS



ADJUSTABLE CUSTOM FIT



ZIPPERED ACCESS



STORAGE BAG

PolyPRO™3 Teardrop Trailer Cover

MFG #	FITS/DESCRIPTION
80-296-143101-RT	MODEL 1: Fits R•POD Travel Trailers up to 8' L, 5' W*
80-297-153101-RT	MODEL 2: Fits R•POD Travel Trailers 8'-10' L, 5' W*
80-298-163101-RT	MODEL 3: Fits T@B & Clam Shell 10'-12' L, 6' W*

*FIT DIMENSIONS include only the Trailer Body, tow hitch not included

T@B is a registered trademark of Pleasant Valley Teardrop Trailers



WARRANTY



HEAVY-DUTY PROTECTION



AIR VENTS



CLICK-CLOSE STRAPS



ADJUSTABLE CUSTOM FIT



ZIPPERED ACCESS



STORAGE BAG

PolyPRO™3 Folding Camping Trailer Cover

MFG #	FITS/DESCRIPTION
80-209-303101-00	MODEL 0: Fits Folding Travel Trailers up to 8'-6' L*
80-038-143106-00	MODEL 1: Fits Folding Travel Trailers 8'-10' L*
80-039-153106-00	MODEL 2: Fits Folding Travel Trailers 10'-12' L*
80-040-163106-00	MODEL 3: Fits Folding Travel Trailers 12'-14' L*
80-041-173106-00	MODEL 4: Fits Folding Travel Trailers 14'-16' L*
80-042-183106-00	MODEL 5: Fits Folding Travel Trailers 16'-18' L*
80-043-193106-00	MODEL 6: Fits Folding Travel Trailers 18'-20' L*

*FIT DIMENSIONS include only the Trailer Body, tow hitch not included



COLOR: SNOW WHITE



RV Windshield Cover

MFG #		CASE QTY
78634		6
80-035-212307-00		6
80-418-222801-RT		6
FITS/DESCRIPTION		
MODEL 6: Fits Ford® '04-2015		
MODEL 8: Fits Dodge®, Mercedes® Sprinter® '06-Current		
MODEL 9: Fits Ford® Transit windshields '06-Current		



COLOR: SNOW WHITE



RV Mirror and Wiper Blade Covers

MFG #		CASE QTY
80-420-012801-RT		4
FITS/DESCRIPTION		
Fits Class A and C RVs Wiper Blades up to 31"		



COLOR: SNOW WHITE



Custom Fit Spare Tire Cover

MFG #		CASE QTY
75100		6
75110		6
75120		6
75130		6
75140		6
75150		6
75160		6
75170		6
FITS/DESCRIPTION		
MODEL 1: 21"-22" Wheel Diameter		
MODEL 2: 24"-25" Wheel Diameter		
MODEL 3: 25.5"-26.5" Wheel Diameter		
MODEL 4: 26.75"-27.75" Wheel Diameter		
MODEL 5: 28"-29" Wheel Diameter		
MODEL 6: 29"-29.75" Wheel Diameter		
MODEL 7: 30"-30.75" Wheel Diameter		
MODEL 8: 31"-31.75" Wheel Diameter		



COLORS: SNOW WHITE AND BLACK



Universal Fit Spare Tire Cover

MFG #		CASE QTY
80-217-022301-00		6
75347		6
80-218-042301-00		6
75387		6
FITS/DESCRIPTION		
SMALL: 26.75"-29.75" Wheel Diameter		SNOW WHITE
		BLACK
LARGE: 30"-33" Wheel Diameter		SNOW WHITE
		BLACK



COLOR: SNOW WHITE



RV Deluxe Wheel Covers

MFG #		CASE QTY
80-220-142302-00		2
80-221-152302-00		2
80-222-162302-00		2
80-223-172302-00		2
80-224-182302-00		2
80-225-192302-00		2

FITS/DESCRIPTION

MODEL 1: Fits 21"-24" Wheel Diameter, 8.25" Tire Width

MODEL 2: Fits 24"-27" Wheel Diameter, 8.5" Tire Width

MODEL 3: Fits 27"-30" Wheel Diameter, 8.75" Tire Width

MODEL 4: Fits 30"-33" Wheel Diameter, 9" Tire Width

MODEL 5: Fits 33"-36" Wheel Diameter, 9" Tire Width

MODEL 6: Fits 37"-41" (Bus) Wheel Diameter, 9.25" Tire Width



COLORS: SNOW WHITE, GREY AND BLACK



RV Wheel Covers

MFG #		CASE QTY
76220		2
80-098-301001-00		2
80-235-300402-00		2
76230		2
80-082-141001-00		2
80-236-140202-00		2
76240		2
80-083-151001-00		2
80-237-150401-00		2
76250		2
80-084-161001-00		2
80-238-160402-00		2
76260		2
80-085-171001-00		2
80-239-170402-00		2
76280		2
80-086-181001-00		2
80-240-180402-00		2
76270		2
80-087-191001-00		2
80-241-190402-00		2

FITS/DESCRIPTION

MODEL 0: 19"-22" WHEEL DIAMETER, 6.75" TIRE WIDTH

SNOW WHITE

GREY

BLACK

MODEL 1: 24"-26.5" WHEEL DIAMETER, 8.25" TIRE WIDTH

SNOW WHITE

GREY

BLACK

MODEL 2: 26.75"-29" WHEEL DIAMETER, 8.5" TIRE WIDTH

SNOW WHITE

GREY

BLACK

MODEL 3: 29"-31.75" WHEEL DIAMETER, 8.75" TIRE WIDTH

SNOW WHITE

GREY

BLACK

MODEL 4: 32"-34.5" WHEEL DIAMETER, 9.0" TIRE WIDTH

SNOW WHITE

GREY

BLACK

MODEL 5: 36"-39" WHEEL DIAMETER, 9.0" TIRE WIDTH

SNOW WHITE

GREY

BLACK

MODEL 6: 40"-42" (BUS) WHEEL DIAMETER, 9.25" TIRE WIDTH

SNOW WHITE

GREY

BLACK



COLORS: SNOW WHITE, GREY AND BLACK



RV Dual Axle Wheel Covers

MFG #	CASE QTY
80-109-022801-00	2
80-107-021001-00	2
80-242-020402-00	2
80-110-042801-00	2
80-108-041001-00	2
80-243-040402-00	2
80-211-052801-00	2
80-210-051001-00	2
80-244-050402-00	2
FITS/DESCRIPTION	
SMALL: UP TO 27" WHEEL DIAMETER, 8" TIRE WIDTH	SNOW WHITE
	GREY
	BLACK
LARGE: 27"-30" WHEEL DIAMETER, 8" TIRE WIDTH	SNOW WHITE
	GREY
	BLACK
X LARGE: 30"-33" WHEEL DIAMETER, 8" TIRE WIDTH	SNOW WHITE
	GREY
	BLACK



COLORS: SNOW WHITE, GREY AND BLACK



RV AC Cover

MFG #	CASE QTY
77410	6
80-231-140401-00	6
77420	6
80-226-192301-00	6
80-227-191001-00	6
80-234-190401-00	6
80-251-212801-00	6
FITS/DESCRIPTION	
MODEL 1: Coleman® Mach I, II, III, Mach 3 Plus, Mach 15, Roughneck & TSR	SNOW WHITE
	BLACK
MODEL 2: Fits Duo-Therm® Briskair & Quick Cool	SNOW WHITE
	SNOW WHITE
MODEL 6: Fits Dometic Brisk II®	GREY
	BLACK
MODEL 8: Fits Coleman® Mach 8	SNOW WHITE



COLORS: SNOW WHITE AND GREY



RV Tank Cover

MFG #	CASE QTY
79720	6
80-099-141001-00	6
79730	6
80-100-151001-00	6
FITS/DESCRIPTION	
MODEL 2: Fits double 20/5 gallon	SNOW WHITE
	GREY
MODEL 3: Fits double 30/7.5 gallon	SNOW WHITE
	GREY



*Storage or parking use—not for use while trailering



COLOR: GREY

Toy Hauler Screen



MFG #	CASE QTY
79984	3
79994	3

FITS/DESCRIPTION	
Fits Toy Haulers with rear opening up to 90.5" H	
Compatible with fiberglass or aluminum frames	rip-n-grip attachment
Fits Toy Haulers with rear opening up to 90.5" H	
Compatible with steel frames	magnetic attachment
*Positively Unique, You-Nique Magnetic RV Screen, Patented 6,257,307.	



COLORS: ALDER/NATURAL AND GREY

RV Captain Seat Cover



MFG #	CASE QTY
80-112-012401-00	2
80-421-011002-RT	1
FITS/DESCRIPTION	
Fits most rv captain-style seats	ALDER/NATURAL
	GREY




COLOR: BLACK

RV Sway Bar Hitch Tote



MFG #	CASE QTY
80-113-010401-00	3
FITS/DESCRIPTION	
Fits sway bar kits up to 36" L 11" W 8" H	



COLORS: BLACK AND GREY

RV 5th Wheel Hitch Cover



MFG #	CASE QTY
80-116-010401-00	3
FITS/DESCRIPTION	
Puck style hitches 34" W 24" D	BLACK

RV COVER POP

by CLASSIC ACCESSORIES

RV POP DISPLAY

DESIGNED BY CLASSIC ACCESSORIES

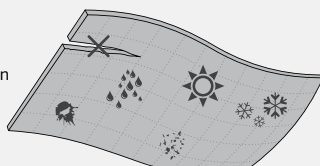
RV Cover POP This display can be installed easily and showcases our Good, Better, and Best collections of covers for every class of RV at every price range with actual fabric swatches and collection features, making it easier than ever for a quick sale. The display also comes in a dual language French/English version.

PermaPRO™ Fabric

100% WOVEN POLYESTER RIPSTOP



Tear-resistant
Water-repellent
Bird dropping protection
Dirt, dust and scratch protection
UV protection
Snow protection



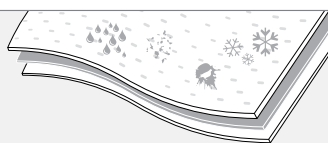
PolyPRO™ 3 Fabric

3-PLY/1 PLY NON-WOVEN POLYPROPYLENE



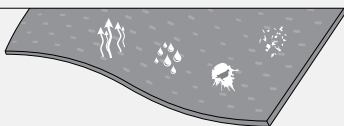
PolyPRO™3 Fabric (top of cover)
3-PLY / NON-WOVEN POLYPROPYLENE

Water-repellent
Bird dropping protection
Dirt, dust and scratch protection
UV block protection
Snow protection



PolyPRO™1 Fabric (sides of cover)
1-PLY / NON-WOVEN POLYPROPYLENE

Breathable
Water-repellent
Bird dropping protection
Dirt, dust and scratch protection



EASY REACH SUPPLY



PERFORMING ABOVE THEM ALL



WEB: easyreachinc.com

Phone: 800-421-7576

WASH BRUSHES AND EXTENSION HANDLES THAT PERFORM ABOVE THEM ALL

For over 30 years, Easy Reach Supply has been the leader in high quality and high performance wash brushes, extension handles and accessories. Easy Reach Supply wash brushes have over 50% more bristle than our closest competitor, providing a better clean and improved soap and water retention. Extension handles are wider in diameter and have a thicker extrusion, eliminating "pole bend". All Easy Reach brushes and extension handles are proudly made in the USA and are backed by a limited lifetime warranty.

BRISTLE TYPES

Green Flagged Nylon Bristle

Densely filled X shaped bristles increase soap and water retention capabilities. The ultra soft premium bristles are ideally suited for all surfaces including painted, gelcoat, and polished aluminum. Leaves no brush strokes or veining.

Yellow Flagged Polystyrene Bristle

Heavy filled medium soft bristles are ideal for multipurpose scrubbing applications, such as bug and debris removal but will not scratch sensitive surfaces.

Stiff Blue Polystyrene Bristle

Heavy duty stiff bristles for tough jobs. Ideal for gelcoat cleaning applications. Not suitable for painted surfaces.



Standard Wash Brushes

Ideal for general multi-application cleaning.



Extra Soft Green
Nyltex Bristle

8" Part #: **192**
10" Part #: **193**



Flagged Yellow
Polyestrene Bristle

8" Part #: **205**
10" Part #: **206**



Stiff Blue
Polyestrene Bristle

8" Part #: **175**

9-1/2" Wash Brushes with Bumpers

Larger footprint provides more cleaning power. Integrated bumper prevents scuffing and allows access to hard to reach spaces.



Extra Soft Green
Nyltex Bristle

Part #: **197-B**



Flagged Yellow
Polyestrene Bristle

Part #: **203-B**



Stiff Blue
Polyestrene Bristle

Part #: **173-B**

10" Bi-Level Wash Brushes

Our #1 Selling brush head. Multi-application brush face allows for optimal surface area washing.



Extra Soft Green
Nyltex Bristle

Part #: **195**



Flagged Yellow
Polyestrene Bristle

Part #: **210**



Stiff Blue
Polyestrene Bristle

Part #: **210B**



Multi-Surface Wash Brush

The unique oval shape of this wash brush is ideal for multipurpose cleaning applications. The three-hole designed block allows brush use at multiple angles making it an All-In-One brush.



Flagged Green Nyltex Bristle Universal Wash Brush
9-1/2" x 5-3/4" Part #: 196

Fender Brushes

Available in 8" or 20" lengths. Yellow Flagged Polystyrene Bristle.
Ideal for fender well and wheel cleaning. Compact bristle density allows for optimal debris and road grime removal.

8"
Part #: 215

20"
Part #: 216



Scrub Brushes

Ideal for tough stains. Not suitable for delicate or painted surfaces.



Tan Plastic Deck Brush Blue Poly Bristle w/Threaded Hole
8" Part #: 492-8 10" Part #: 492-10



Iron Handle Scrub Brush
6.5" Part #: 221B



Extension Handles

Made with all American-made, highest quality components including zinc tip, proprietary locking mechanism and 4" comfort grip.



Fiberglass/Aluminum Extension Handle
w/Zinc Thread 1-1/4" Fiberglass Outer Tube with 1" Aluminum Inner Tube

2' - 4' Part #: **240FA**
3' - 6' Part #: **360FA**

4' - 8' Part #: **480FA**
5' - 10' Part #: **510FA**



3 - Piece Fiberglass/Aluminum Extension
w/ Zinc Thread Outside Fiberglass: 1.5", Middle Aluminum: 1.25", Inside Aluminum: 1"

3' - 8' Part #: **380FA**
4' - 11' Part #: **411FA**

Window Squeegees and Handle Accessories



10" Heavy Duty Squeegee Head
with Nylon Mesh Sponge
10" Squeegee
Part #: **231**

10" Squeegee With Handle
20" Black Wood Handle
Part #: **231WH**



Metal Replacement
Threaded Tip
Part #: **SF-1**



Marine Grade Boat Hook
that fits standard acme threads.
Part #: **SF-17**



Cleaning Pads and Wash Mitts



Lambskin Chamois

Genuine Leather chamois is a natural product made from the finest selected sheep skin.

3.5 Sq. Ft. Part #: 140



Carded Bug and Tar Sponge

4" x 6" Part #: 148



Large Wash Mitt is made from heavy-duty long wearing Lorene synthetic fibers. These highly efficient scratch-proof, double-faced wash mitts carry an abundance of soap and water and withstands heat, gasoline and detergents.

9.5" x 9" Part #: 147



Deluxe Wash Mitt is a dense, non-abrasive synthetic wool blend mitt with a knitted cotton cuff that gently lifts dirt from surfaces.

10" x 7" Part #: 145



EASY REACH SUPPLY



PERFORMING ABOVE THEM ALL

36" PLANOGRAM

PART NUMBER 001158

48" PLANOGRAM

PART NUMBER 001159



36" PLANOGRAM - PART NUMBER - 001158

PART #	DESCRIPTION	QTY
205	8" FLAGGED POLYESTRENE BRISTLE, YELLOW	4
192	8" EXTRA SOFT NYLTEX BRISTLE, GREEN	4
203-B	9.5" FLAGGED POLYSTYRENE BRISTLE, YELLOW	2
197-B	9.5" EXTRA SOFT NYTEX BRISTLE, GREEN	2
210	10" BI-LEVEL POLYSTYRENE BRISTLE, YELLOW	6
195	10" BI-LEVEL SOFT NYTEX BRISTLE, GREEN	6
215	8" POLY BRISTLE FENDER BRUSH - YELLOW	2
360FA	FIBERGLASS & ALUMINUM 3' - 6'	3
480FA	FIBERGLASS & ALUMINUM 4' - 8'	3
231	10" SQUEEGEE HEAD	2
147	LARGE WASH MITT	2

48" PLANOGRAM - PART NUMBER - 001159

PART #	DESCRIPTION	QTY
205	8" FLAGGED POLYESTRENE BRISTLE, YELLOW	6
192	8" EXTRA SOFT NYLTEX BRISTLE, GREEN	6
203-B	9.5" FLAGGED POLYSTYRENE BRISTLE, YELLOW	3
197-B	9.5" EXTRA SOFT NYTEX BRISTLE, GREEN	3
210	10" BI-LEVEL POLYSTYRENE BRISTLE, YELLOW	8
195	10" BI-LEVEL SOFT NYTEX BRISTLE, GREEN	8
216	20" POLY BRISTLE FENDER BRUSH - YELLOW	2
360FA	FIBERGLASS & ALUMINUM 3' - 6'	3
480FA	FIBERGLASS & ALUMINUM 4' - 8'	3
231	10" SQUEEGEE HEAD	2
147	LARGE WASH MITT	2



K SOURCE TOWING MIRRORS

Stylish, yet Functional.

CUSTOM FIT TOWING MIRROR - SNAP & ZAP



FREE storage bag included

CHEVY/GMC/CADILLAC



80800: Pair
K SOURCE MIRROR CHEVY/GMC
Chevy/GMC/Cadillac Full Size Pick-Up and SUV (99-07), Cadi Escalade (00-06), Chevy Avalanche (00-06), Silverado Full Size Pick-Up (99-06), Silverado Classic Full Size Pick-Up (07), Suburban (00-06), Tahoe (00-06), GMC Sierra Full Size Pick-Up (99-06), Sierra Classic Full Size Pick-Up (07), Yukon (00-06)



80900: Pair
K SOURCE MIRROR CHEVY/GMC
Chevy/GMC/Cadillac Full Size PU and SUV (07-13), Cadi Escalade (07-14), Chevy Avalanche (07-13), Silverado 1500 Full Size Pick-Up (07-13), Silverado 2500, 3500 Full Size Pick-Up (07-14), Silverado Hybrid (09-13), Suburban (07-14), Tahoe (07-14), GMC Sierra 1500 Full Size Pick-Up (07-13), Sierra 2500, 3500 Full Size Pick-Up (07-14), Sierra Hybrid (09-13), Yukon (07-14)



80910: Pair
K SOURCE MIRROR CHEVY/GMC 1500
Chevy/GMC Silverado & Sierra Pick-Up 1500 (14-18), 2500, 3500 (15-19)

DODGE



80700: Pair
K SOURCE MIRROR DODGE RAM PICKUP
Dodge Ram Pick-Up 1500 (02-08), 2500, 3500 (03-09)



80710: Pair
K SOURCE MIRROR DODGE RAM PICKUP
Dodge Ram Pick-Up 1500 (09-18), 2500, 3500 (10-18)



80920: Pair
K SOURCE MIRROR CHEVY SUBURBAN
Chevy Tahoe & Suburban (15-20), GMC Yukon (15-20)



80930: Pair
K SOURCE MIRROR CHEVY/GMC
Chevy Silverado 1500 (19 & up), GMC Sierra 1500 (19 & up) *Will Not Fit LD or Limited Models



80940: Pair
K SOURCE MIRROR CHEVY/GMC
Chevrolet Colorado (15-22), GMC Canyon (15-22)



80950: Pair
K SOURCE MIRROR CHEVY/GMC/CADILLAC
Cadillac Escalade (21 & up), Chevrolet Suburban (21 & up), Tahoe/GMC Yukon (21 & up)

CHRYSLER/DODGE/VW



80720: Pair
K SOURCE MIRROR CHRYSLER/DODGE/VW
Chrysler T & C (08-16), Dodge Grand Caravan (08-21), VW Routan (09-12)

FORD



81600: Pair
K SOURCE MIRROR FORD F150
Ford F150 (97-03)



81800: Pair
K SOURCE MIRROR FORD F150
Ford F150 (04-08) New Style, Does Not apply To STX Models & Manual mirrors



81810: Pair
K SOURCE MIRROR FORD F150
Ford F150 (09-14)



81850: Pair
K SOURCE MIRROR FORD F150
Ford F150 (15-20)



81860: Pair
K SOURCE MIRROR FORD F150
Ford F150 (21 & up)

RAM



80730: Pair
K SOURCE MIRROR RAM PICKUP
Ram Pick-Up 1500 (19 & up)
*Will Not Fit Classic Models

JEEP



80740: Pair
K SOURCE MIRROR JEEP
Wrangler (07-17), Wrangler JL Models Only (18)

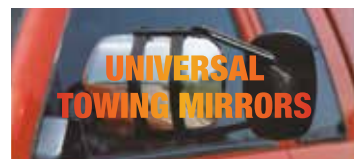
80750: Pair
K SOURCE MIRROR JEEP
Gladiator (20-22), Wrangler (19-22), Wrangler JL Models Only (18)

NEW

TOYOTA



81300: Pair
K SOURCE MIRROR TOYOTA
Toyota Tundra (07-21), Sequoia (08-21)



3791
K SOURCE CLIP-ON TRAILER TOWING
Clip-on Trailer Towing Mirror, 5" x 7"



3891
K SOURCE RATCHET MOUNT TOWING
Ratchet Mount Towing Mirror, 5" x 7"



3990: Pair
K SOURCE DUAL LENS TOWING MIRROR
Dual Lens Towing Mirror with Ratchet Mount System, 5" x 7"

OEM STYLE EXTENDABLE TOWING MIRROR

CHEVY/GMC/CADILLAC

FORD



62135-36G: Pair L&R, **62135G:** R/H, **62136G:** L/H
CHEVROLET Silverado Pick-Up 1500 (14-18), 2500, 3500 (15-19), GMC Sierra Pick-Up 1500 (14-18), 2500, 3500 (15-19), textured black, extendable towing mirror, w/LED arrow turn signal, dual lens, 1st design, power, heated

62137-38G: Pair L&R, **62137G:** R/H, **62138G:** L/H
CHEVROLET Silverado Pick-Up 1500 (14-18), 2500, 3500 (15-19), GMC Sierra Pick-Up 1500 (14-18), 2500, 3500 (15-19), textured black, without arrow signal, extendable towing mirror, dual lens, 1st design, manual

62147-48G: Pair L&R, **62147G:** R/H, **62148G:** L/H
CHEVROLET Silverado Pick-Up 1500 (14-18), 2500, 3500 (15-18), GMC Sierra Pick-Up 1500 (14-18), 2500, 3500 (15-18), textured black, without arrow signal, extendable towing mirror, dual lens, 1st design, power, heated



62049-50G: Pair L&R, **62049G:** R/H, **62050G:** L/H
CADI Escalade (00-06), CHEVY Avalanche (00-06), Silverado Full Size Pick-Up (99-06), Silverado Classic (07), Suburban (00-06), Tahoe (00-06), GMC Sierra Full Size Pick-Up (99-06), Sierra Classic (07), Yukon (00-06), w/spot mirror, black, foldaway, extendable, manual



VS55010

- Lane change ALERT-CAM
- Blind spot detection system mirror
- Application information is same as 62093-94G



62077-78G: Pair L&R, **62077G:** R/H, **62078G:** L/H
CADI Escalade (07-14), CHEVY Avalanche (07-13), Silverado 1500 Full Size Pick-Up (07-13), Silverado 2500, 3500 Full Size Pick-Up (07-14), Silverado Hybrid (09-13), Suburban (07-14), Tahoe (07-14), GMC Sierra 1500 Full Size Pick-Up (07-13), Sierra 2500, 3500 Full Size Pick-Up (07-14), Sierra Hybrid (09-13), Yukon (07-14), extendable towing mirror, dual lens, textured black, foldaway, manual

62093-94G: Pair L&R, **62093G:** R/H, **62094G:** L/H
CADI Escalade (07-14), CHEVY Avalanche (07-13), Silverado 1500 Full Size Pick-Up (07-13), Silverado 2500, 3500 Full Size Pick-Up (07-14), Silverado Hybrid (09-13), Suburban (07-14), Tahoe (07-14), GMC Sierra 1500 Full Size Pick-Up (07-13), Sierra 2500, 3500 Full Size Pick-Up (07-14), Sierra Hybrid (09-13), Yukon/Denali/XL (07-14), extendable towing mirror, dual lens, w/Arrow turn signal, textured black, foldaway, power, heated



62169-70G: Pair L&R, **62169G:** R/H, **62170G:** L/H
Chevrolet Express Van, GMC Savana Van (03-21), towing mirror, textured black w/PTM housing, dual lens, foldaway, manual



62073-74G: Pair L&R, **62073G:** R/H, **62074G:** L/H
CADI Escalade (00-06), CHEVY Avalanche (00-06), Silverado Full Size Pick-Up (99-06), Silverado Classic (07), Suburban (00-06), Tahoe (00-06), GMC Sierra Full Size Pick-Up (99-06), Sierra Classic (07), Yukon (00-06), dual lens, black, foldaway, extendable, manual

62075-76G: Pair L&R, **62075G:** R/H, **62076G:** L/H
CADI Escalade (03-06), CHEVY Avalanche (03-06), Silverado (03-06), Silverado Classic (07), Suburban (03-06), Tahoe (03-06), GMC Sierra (03-06), Sierra Classic (07), Yukon (03-06), extendable towing mirror, w/turn signal, dual lens, foldaway, power, heated

62075-76GE: Pair L&R, **62075GE:** R/H, **62076GE:** L/H
CADI Escalade (03-06), CHEVY Avalanche (03-06), Silverado (03-06), Silverado Classic (07), Suburban (03-06), Tahoe (03-06), GMC Sierra (03-06), Sierra Classic (07), Yukon (03-06), extendable towing mirror, dual lens, foldaway, power, heated

DODGE/RAM



60193-94C: Pair L&R, **60193C:** R/H, **60194C:** L/H
RAM Pick-Up 1500 (13-18), 1500 Classic (19-22), 2500 (13-19), 3500 (12-19), code GPD, w/towing pkg, textured black, L/H has Ambient Temperature sensor, flip-out-head, dual lens, foldaway, manual **Will Not Fit 2019 New Style*



60195-96C: Pair L&R, **60195C:** R/H, **60196C:** L/H
RAM Pick-Up 1500 (13-18), 1500 Classic (19-22), 2500 (13-19), 3500 (12-19), code GPG, w/ towing pkg, w/ turn signal, w/ puddle lamp, L/H has Ambient Temperature sensor, flip-out-head, dual lens, textured black, foldaway, heated, power **Will Not Fit 2019 New Style*

60199C: R/H, **60200C:** L/H
RAM Pick-Up 1500 (13-18), 1500 Classic (19-22), 2500 (13-19), 3500 (12-19), textured black, w/ towing pkg, w/ turn signal and puddle lamp, flip-out-head, dual lens, L/H has Ambient Temp Sensor, Power Folding, w/o memory, heated, power **Will Not Fit 2019 New Style*

60241C: R/H, **60242C:** L/H
RAM Pick-Up 1500 (13-18), 1500 Classic (19-22), 2500 (13-19), 3500 (12-19), textured black, w/towing pkg, w/turn signal, w/puddle lamp, w/memory, L/H has Ambient Temperature sensor, flip-out-head, dual lens, power folding, heated, power **Will Not Fit 2019 New Style*



60203C: R/H, **60204C:** L/H
RAM Pick-Up 1500 (13-18), 1500 Classic (19-22), 2500 (13-19), 3500 (12-19), textured black w/ chrome cover, w/ towing pkg, w/ turn signal and puddle lamp, flip-out-head, dual lens, L/H has Ambient Temp Sensor, Power Folding, w/o memory, heated, power **Will Not Fit 2019 New Style*



60111-12C: Pair L&R, **60111C:** R/H, **60112C:** L/H
DODGE Ram 1500 (02-08), 2500, 3500 (03-09) Pick-Up, w/towing pkg, black, foldout/foldaway, manual

60113-14C: Pair L&R, **60113C:** R/H, **60114C:** L/H
DODGE Ram 1500 (02-08), 2500, 3500 (03-09) Pick-Up, w/towing pkg, black, foldout/foldaway, power, heated



60177-78C: Pair L&R, **60177C:** R/H, **60178C:** L/H
DODGE Ram Pick-Up 1500 (98-01), 2500, 3500 (98-02), w/towing pkg, textured black, foldout/foldaway, manual



61067-68F: Pair L&R, **61067F:** R/H, **61068F:** L/H
FORD F250, F350, F450, F550 Super Duty Pick-Up (99-07), Excursion (00-05), extendable, black, foldaway, manual



61069-70F: Pair L&R, **61069F:** R/H, **61070F:** L/H
FORD F250, F350, F450, F550 Super Duty Pick-Up (99-00), extendable, black, foldaway, Power

61095-96F: Pair L&R, **61095F:** R/H, **61096F:** L/H
FORD Excursion (00-05), FORD F250, F350, F450, F550 Super Duty Pick-Up (01-07), extendable, black, foldaway, power, heated



61185-86F: Pair L&R, **61185F:** R/H, **61186F:** L/H
FORD F-150 (09-12) extendable towing mirrors, turn signal, puddle lamp, textured black, power, heated

61187-88F: Pair L&R, **61187F:** R/H, **61188F:** L/H
FORD F-150 (04-14) extendable towing mirrors, textured black, manual



61199-00F: Pair L&R, **61199F:** R/H, **61200F:** L/H
FORD Econoline Van (02-08), textured black, extendable towing mirror, foldaway, power

61201-02F: Pair L&R, **61201F:** R/H, **61202F:** L/H
FORD Econoline Van (04-14), textured black, extendable towing mirror, foldaway, manual

61203-04F: Pair L&R, **61203F:** R/H, **61204F:** L/H
FORD Econoline Van (09-14), textured black, extendable towing mirror, foldaway, L/H, power

NISSAN



68123-24N: Pair L&R, **68123N:** R/H, **68124N:** L/H
Nissan NV 1500, 2500, 3500 (12-21), extendable towing mirror, textured black w/chrome cover, dual lens, foldaway, power, heated

TOYOTA



70103-04T: Pair L&R, **70103T:** R/H, **70104T:** L/H
TOYOTA Tundra Pick-Up (07-21), Sequoia (08-21), w/turn signal, towing pkg, extendable, dual mirror, textured black, foldaway, power, heated

CAR MIRROR



O901

Euro style
Driver or passenger side
4"-1/4" x 6-1/4"



RM010

Wide view mirror
Clamp-on mount
Convex lens
11-1/2"

INTERIOR MIRRORS



DN080

Day/Night
Shatterproof glass
8"



RM011

Extra long wide view mirror
Clamp-on mount
Convex lens
18"



DN100

Day/Night
Shatterproof glass
10"



RM1100

Aspheric rear view mirror with blue lens
Extra Wide Angle for Extra View
Blue lens is easy on your eyes
No tools required, 11"



MK400

Universal mounting plates for
Day/Night mirrors.
Includes mounting adhesive tape.

UNIVERSAL SPOT MIRRORS




C020W

2-Pack
2 inch diameter
Wide angle view




C020WB

Tinted lens
2-Pack
2 inch diameter
Wide angle view



C030W

2-Pack
3 inch diameter
Wide angle view



C040

Frameless
2-Pack
2 inch diameter
Wide angle view



C0400

2-Pack
2 inch diameter
Stick-on
Adjustable



C0440

Frameless
2-Pack
2 inch diameter
Wide angle view
Adjustable



C0550

Frameless
2-Pack
1-11/16" x 2-3/8"
Wide angle view
Adjustable



C0600

2-Pack
3 inch diameter
Wide angle view



CW011W

2-Pack
2-1/8" x 2-1/8"
Wide angle view



CW022W

2-Pack
1-1/2" x 2-1/4"
Wide angle view



CW062

3-1/4" x 3-1/4"
wide-angle model
with mounting tape



CW072

2-1/2" x 3-3/4" wedge
Stick-on

CUSTOM SPOT MIRRORS

REPLACEMENT HEADS



CW1009

CHEVROLET

Astro Vans	1991-2005
Avalanche	2002-2006
Dually	1992-1999
Full-Size Blazer	1992-1994
Full-Size Pick-Ups	1996-1999
Silverado	1999-2006
Silverado Classic	2007
Suburban	1992-2006
Tahoe	1995-2006

GMC

Full-Size Pick-Ups	1996-1999
Safari	1991-2005
Sierra	1999-2006
Sierra Classic	2007
Suburban	1992-2006
Yukon	1992-2006

CADILLAC

Escalade	2000-2006
----------------	-----------

2-Pack
Wide angle view



CW1200

2-Pack
Wide angle view

CHEVROLET

Silverado 1500	2014-2018
Silverado 1500 Classic	2019
Silverado 2500, 3500	2015-2019

GMC

Sierra 1500	2014-2018
Sierra 1500 Classic	2019
Sierra 2500, 3500	2015-2019



RH057

Adjustable ball joint
Detachable L-shaped, mounting bracket
5" x 7", Stainless steel



RH066

Full size West Coast
6-1/2" x 16"
Stainless steel

CLAMP-ON SPOT MIRRORS



CLO52

5" round
Clamp-on

CLO70

7" round
Swivel stud
Chromed steel

CLO62E

4-1/2" x 6"
Clamp-on, 8" extension arm
Stainless steel

GLASS WITH BACKING PLATE



PRE-CUT REPLACEMENT GLASS



UNIVERSAL TRUCK MIRROR



H3571

GMC OE style
3 point mount
Swing away
Driver or passenger side
7-1/2" x 10-1/2"
Chrome



H3661

Driver or passenger side
Chrome
FORD
Bronco
Full Size Bronco	1987-96
Full Size Pick-up	1980-86
Full Size Pick-up	1980-96

CUT-TO-FIT REPLACEMENT GLASS



CP100

Cut-to-fit replacement lens
Complete mirror fixing kit
7" x 10" sizes available

Scan and find your mirror. Over 25,000 applications available.



Glass Assembly Program QR



Glass Program QR



**K SOURCE –
THE MIRROR
PEOPLE**

www.ksource.org



Power Inlets

ParkPower[®] Power Inlets are the industry standard. Offered in three styles, they all feature robust construction and corrosion-resistant materials for long life in the harsh environments. Each has technical features that make them easy to install and a pleasure to use.

- Easy Lock™—ParkPower's exclusive Easy Lock™ System has been designed to connect the cordset (with an Easy Lock™ sealing ring installed) to the inlet and turn the locking ring less than a quarter turn. The tabs on the locking ring lock into the inlet for a positive watertight hook-up while eliminating any chance of cross threading. Easy Lock™ inlets have a threaded boss that will accept standard threaded cordsets as well.
- The covers on all ParkPower inlets are designed to stay hinged open when the cover is lifted up. This allows the RV'er to connect their detachable power cord while the cover remains open and out of the way. A soft touch unlocks it for closing.
- Blades are nickel plated brass for maximum corrosion resistance.
- Interior hardware is high grade stainless steel.
- **IMPROVED** Extra large tab provides more area to simplify opening and closing.
- **IMPROVED Rear Enclosure**
 - Made of flame-resistant UL94V0 plastic
 - All rear enclosures are glass-filled polyester for strength
 - Integral strain relief
 - Multiple positions allow for maximum installation flexibility

5 YEAR WARRANTY




Cordsets

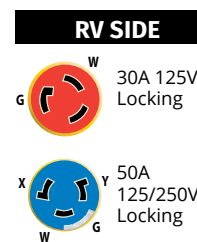

All ParkPower[®] Cordsets are made of the highest quality construction with features you won't find on other power cords.

- Watertight molded plug and connector for safety and durability
- Heavy duty, super flexible marine-grade cable (30 amp 10 gauge, 50 amp 6 gauge)
- All models include a standard threaded ring for hook-up to ordinary threaded inlets
- Durable, bend resistant contacts
- **Power Indicator Light:** RV side connector features a molded-in LED light. When it glows red, you know you have power to the RV.
- **Contour Grip with Thumbprint Locator:** Both plug and connector ends are molded to fit the contour of your hand. When the thumbprint is in the 11 o'clock position, the blades line up for easy connection.
- **Swivel Head Handle:** Large Grip Swivel handle allows box cover to close. Keeps hand away from dangerous high voltage contacts. Easier to insert and remove electrical plug. Meets and exceeds rigorous UL testing standards.
- **ParkPower's Easy Lock™ System:** quickly locks the cord set to the inlet in just 1/8 of a turn. The tabs on the locking ring lock into the inlet for a positive watertight hookup. The exclusive locking tabs engage slots built into all ParkPower inlets. (sold separately)


Length	Color	Pkg	Part #
30 Amp Cordsets			
25 ft	yellow	sleeve pack	25SPP.RV
25 ft	gray	sleeve pack	25SPPG.RV
30 ft	yellow	sleeve pack	30SPP.RV
30 ft	gray	sleeve pack	30SPPG.RV
36 ft	yellow	sleeve pack	36SPP.RV
36 ft	gray	sleeve pack	36SPPG.RV
50 ft	yellow	sleeve pack	50SPP.RV
50 ft	gray	sleeve pack	50SPPG.RV
50 Amp Cordsets (4-Wire)			
25 ft	yellow	box	6152SPPRV-25
25 ft	gray	box	6152SPPGRV-25
36 ft	yellow	box	6152SPPRV-36
36 ft	gray	box	6152SPPGRV-36
50 ft	yellow	box	6152SPPRV-50
50 ft	gray	box	6152SPPGRV-50



5 YEAR WARRANTY



15 Amp & 20 Amp 125V Power Inlets



15 Amp Power Inlet

- UV resistant housing and cap

150BBI.RV black
150BBIW.RV white



15A 125V
Straight-Blade

20 Amp Power Inlet

- UV resistant housing and cap

200BBI.RV black
200BBIW.RV white



20A 125V
Straight-Blade

TV & HDMI Inlet

TV & HDMI Inlet provides HDMI and cable TV connectors in one housing, reducing space on the RV. This inlet is designed with all the same features common in ParkPower inlets, such as UV stabilized glass-filled polyester construction for long-lasting strength and a soft touch cover.

- Soft touch covers are designed to stay hinged open when the cover is lifted up. A soft touch unlocks it for closing.
- Extra large tab provides more area to simplify opening and closing




TVHDMI6574.B

15A Marine Grade Locking Extension Cords

- Clear ends with lighted female end for visual power indication
- 14/3 marine grade SJTOW cable
- Female end contains slide button lock for protection against cable disconnection
- Slide button lock compatible with all other manufacturers' products
- ETL certified to UL standards

150025RV 25'
150050RV 50'



Generator Adapters

ParkPower® RV Generator Adapters allow you to connect a standard RV cordset to different types of electrical receptacles on portable generators. We offer a variety of RV generator adapters, so you can stay connected when power is needed most.



GENERATOR SIDE

MALE PLUG

Attaches to pedestal receptacle or cordset



20A 125/250V
4-Prong Locking



30A 125V
Locking

RV SIDE

FEMALE SIDE

Attaches to RV inlet or cordset



30A 125V
RV Use Only



30A 125V
RV Use Only

Dogbone Adapters

Extra wide grip handle and 10/3 outdoor use hard-service cable.



PARK SIDE

MALE PLUG

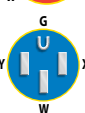
Attaches to pedestal receptacle or cordset



15A 125V
Straight-Blade



30A 125/250V
2-Pole, 3-Wire
RV Use Only



50A 125/250V
3-Pole, 4-Wire

RV SIDE

FEMALE SIDE

Attaches to RV inlet or cordset



30A 125V
RV Use Only



50A 125/250V
3-Pole, 4-Wire



30A 125V
RV Use Only

Replacement Plugs & Connectors

5 YEAR WARRANTY



30A
125V



Replacement Plug

- Designed for use with 10 gauge, 30 amp RV cable
 - Meets NEMA standard TT-30P
- 30MPRV

30A
125V



Replacement Connector

- Designed for use with 10 gauge, 30 amp RV cable
 - Meets NEMA standard TT-30R
- 30FCRV



50A
125/250V



Replacement Plug

- Designed for use with 6 gauge, 50 amp RV cable
 - Meets NEMA standard 14-50P
- 50MPRV

50A
125/250V



Replacement Connector

- Designed for use with 6 gauge, 50 amp RV cable
 - Meets NEMA standard 14-50R
- 50FCRV

Plugs, Connectors & Accessories

5 YEAR WARRANTY



30A
125V



Female Connector

305CRV

50A
125/250V



Female Connector

- 3 pole, 4 wire
- 6364CRV

Connector Cover Kits

ParkPower connector and weatherproof boot kits contain everything needed to replace a female connector on a detachable power cord. The boot creates a weatherproof seal on the connector while the threaded ring creates a weatherproof seal once connected to an inlet. The kits are easy to install using the included instructions.

30A
125V



Connector Cover Kit

- Weather resistant cover
- 305CRV.VPK

50A
125/250V



Connector Cover Kit

- Weather resistant cover
- 6364CRV.VPK



30GOA



50GOA

Go Anywhere™ Kits

Kits contain two adapters that allow detachable power users the flexibility to connect to the most common power pedestals. By purchasing one kit, 30A users can connect to 15A and 50A pedestals, while 50A users can connect to 15A and 30A pedestals.

30GOA
50GOA

30A Kit
50A Kit



701CHRV

701HBRV

Battery Master Switches

Continuous Rating: 275A DC
Intermittent Rating: 455A DC
Cranking Rating: 1250A DC
Voltage Rating: 48V DC
Operation: On-Off
Mounting: Recessed or Surface
Removable knob in "Off" position

701CHRV Chassis battery
701HBRV House battery



Easyfit™ Battery Switch

Can be installed through varying thicknesses of panels. 7/8" hole.
Continuous Rating: 275A DC
Intermittent Rating: 455A DC
Cranking Rating: 1250A DC
Voltage Rating: 48V DC
Operation: On-Off
Mounting: Recessed or Surface
Removable knob in "Off" position

700RV



Heavy-Duty Disconnect Switch

Continuous Rating: 600A DC
Intermittent Rating: 800A DC
Cranking Rating: 2500A DC
Voltage Rating: 48V DC
Operation: On-Off
Mounting: Recessed or Surface

720RV



Deluxe Dual USB Chargers and 12V Receptacle

- Water resistant—covers protect against dust and water
- Includes insulated terminals for easy installation

Dual USB:

- 12V DC input
- 5V, 2.1A total output
- LED to indicate there is power to the USB

Receptacles:

- 12V DC input
- 12V DC output, rated up to 20A

12VCOMBORV Combo
12VDUSBRV USB



12V Receptacle & Plugs

Interconnecting 12V system securely locks the plug into the receptacle, resulting in a positive, moisture proof connection. Corrosion resistant, optimized metal connection points for maximum conductivity.

12VPKRV Receptacle & Plug
12VPCRVR Receptacle
12VPGRV Plug



On Board Solutions
A ProMariner Company

TruePower Plus Inverters

Designed to convert 12V DC battery power to 115V AC and will automatically pass through AC Inlet power when present. Features including: Innovative dual color digital LCD message center, dual color gauges for AC power output and battery DC input, USB power port, GFCI convenience outlets, DC cable covers, and separate on/off remote.

Pure Sine Wave

07100 1000W
07200 2000W

It's All About Connecting

Wherever the road takes you, from a cross country journey to a casual getaway, when it comes to detachable power, we have what you need. ParkPower® is the industry leader in ultra-premium, feature rich cordsets and adapters. Weekender® by ParkPower products are built to offer outstanding value and the uncompromised quality ParkPower has been known for since 2004.

Inlets

Weekender by ParkPower Inlets are the industry standard. ParkPower OEM grade quality. They feature robust construction, corrosion-resistant, UV stable materials for a long life in harsh environments. They include features that make them simple to install and use.



Detachable Power Cords

Connect between an inlet and a power source to provide power to the RV. Extra wide grip handles, LED indicator lights and outdoor use hard-service cable for quality, durability, and UV resistance. The included locking ring creates a watertight seal between the power cord and the inlet.



Extension Cords

Connect between a power cord and a power source to extend existing power cords. Extra wide grip handles, LED indicator lights and outdoor use hard-service cable for quality, durability, and UV resistance.



Straight Blade Adapters **3 YEAR WARRANTY**

Connect between a power cord and a power source to resolve power incompatibility issues. They feature heavy-duty weather resistant, UV stable construction in a compact, unbreakable PVC housing.




Pigtail Adapters **3 YEAR WARRANTY**

Connect between an inlet and a power cord to resolve power incompatibility issues. Extra wide grip handles, LED indicator lights and outdoor use hard-service cable for quality, durability, and UV resistance. The included locking ring creates a watertight seal between the adapter and the inlet.



Dogbone Adapters **3 YEAR WARRANTY**

Connect between a power cord and a power source to resolve power incompatibility issues. Extra wide grip handles, LED indicator lights and outdoor use hard-service cable for quality, durability and UV resistance.



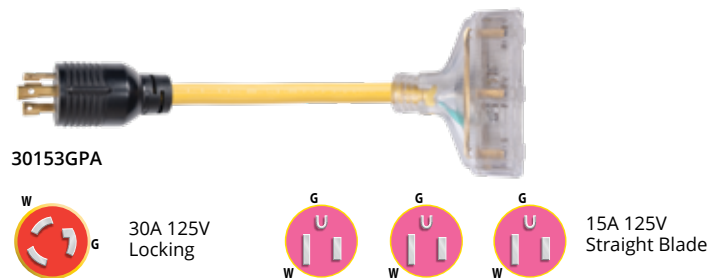
Generator Adapters **3 YEAR WARRANTY**

Connect between a power cord and a generator power source to resolve power incompatibility issues. They feature heavy-duty weather resistant construction in a compact, unbreakable PVC housing.



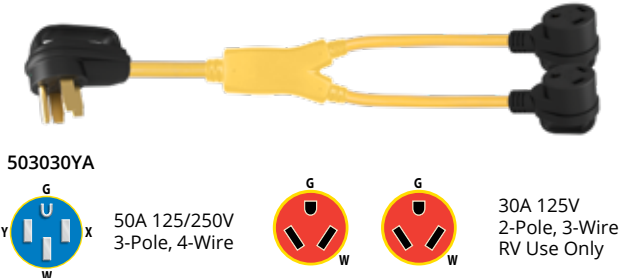
Generator Pigtail Adapter **NEW**

30A Male To (3) 15A Female provides three 15A receptacles from a 30A generator receptacle. The clear, illuminated end provides visual feedback that power is present. Heavy-duty STW cable for outdoor use with molded ends with clear 15A end with LED indication on female end.



Y Adapter **NEW**

50A Male To (2) 30A Female provides two female RV receptacles from a 50A RV power source. Heavy-duty STW cable for outdoor use with molded ends with handles on female end and male ends.



Portable Surge Protectors

Weekender Portable Surge Protectors provide surge protection and detect wiring faults at the pedestal. The compact footprint and intuitive design simplify storage and usage.

- Open ground, open neutral & reverse polarity detection
- Mis-wired pedestal indication
- Surge failure indicator
- Brighter 3-color LED indicators
- Weekender pull handle
- Weather resistant /designed for outdoor use

Surge ratings:

- 30A: 22,500A max spike / 825 joules
- 50A: 45,000A max spike / 1,650 joule



3 YEAR WARRANTY

4ft Weekender Planogram

High Quality Products at Competitive Prices

- OEM quality inlets, made in North America
- Fully molded corded adapters and detachable power cords
 - New handle design with LEDs for comfort and functionality
 - Outdoor use STW cable
- Straight Blade Adapters feature a one-piece, unbreakable PVC housing
- Attractive packaging

Standard Packaging Footprints

- Easy store transition
- Easy to mix and match with ParkPower

22 Total Product SKUs

- 4 Power Inlets
- 2 Detachable Power Cords
- 4 Extension Cords
- 8 Adapter Cords
- 4 Straight Blade Adapters

Part # WKN48POG



Part #	Description	Qty
Straight Blade Adapters		
3050RVSA	30A M to 50A F	2
5030RVSA	50A M to 30A F	2
1530RVSA	15A M to 30A F	8
3015RVSA	30A M to 15A F	2
Power Inlets		
30ARVIB	30A, Black	1
30ARVIW	30A, White	1
50ARVIB	50A, Black	1
50ARVIW	50A, White	1
Adapter Cords		
1530RVDA	15A M to 30A F, 12"	2
3015RVDA	30A M to 15A F, 12", w/handle	2
3050RVDA	30A M to 50A F, 12", w/handle	2
5030RVDA	50A M to 30A F, 12", w/handle	2
1530PA	15A M to 30A F, 12", detachable	2
1550PA	15A M to 50A F, 12", detachable	2
3030PA	30A M to 30A F, 12", detachable w/ handle	2
3050PA	30A M to 50A F, 12", detachable w/ handle	2
Extension and Detachable Power Cords		
30ARVE25	30A, 25', extension cord w/ handle	6
30ARVD25	30A, 25', detachable cord w/handle	2
50ARVE25	50A, 25', extension cord w/ handle	2
50ARVD25	50A, 25', detachable cord w/handle	2
50ARVE10	50A, 10', extension w/ handle	3
30ARVE10	30A, 10', extension cord w/ handle	2
Header Card		
WKN48POGSIGN	46"x12" Weekender Header Card	1

Contact your local distributor or visit
parkpower.com for more information

Dealer Marketing Support

ParkPower / Progressive Industries is committed to supporting our dealer partners. We have designed and developed several point of sale tools to help maximize dealer sales.

ParkPower/Weekender Cross Reference Hang Tag



ParkPower/Progressive Industries Counter Mat



ParkPower/Weekender Window Cling




Rigid Weekender Sign with Logo and Pictures



Progressive Industries

Progressive Industries Cross Reference Hang Tag



ParkPower/Progressive Industries Counter Mat



Rigid Progressive Industries Sign with Logo and Pictures



For over 20 years, Progressive Industries has been dedicated to protecting your RV from faulty electrical conditions. All Progressive Industries' Surge Protectors detect and/or protect from poor and/or unsafe electrical conditions such as: open ground, open neutral and reverse polarity. Designed to protect RV electronics from power surges by absorbing the surge and indicating the product has been compromised.



*Lifetime Warranty does not include All Weather Shield Assembly

PORTABLE SURGE PROTECTORS

Portable Smart Surge Protectors (SSP)

Progressive Industries Smart Surge Protectors (SSP) are portable surge protectors with the added benefit of a built in polarity protector that checks the status of the power source prior to use – providing an extra level of protection. The compact footprint and intuitive design simplifies storage and usage.

- Open ground, open neutral & reverse polarity detection
 - Mis-wired pedestal indication
 - Surge failure indicator
 - Thermally protected
 - Brighter 3-color LED indicators
 - Rugged pull handle
 - Weather resistant /designed for outdoor use
- SSP-30XL & SSP-50XL models include:**
- All weather shield assembly with tough Lexan housing
 - Cable splash-up guard
 - Security locking bracket
- Surge ratings:**
- 30A: 22,500A max spike / 825 joules
 - 50A: 45,000A max spike / 1,650 joule

Includes All Weather Shield*

SSP-30XL 30A, 120V, 3,600W
SSP-50XL 50A, 120/240V, 12,000W



SSP-50XL

EMS Portable Surge Protectors

Progressive Industries' portable Electrical Management System (EMS) protects your RV from incorrectly wired shore power, voltage fluctuations and numerous other problems that can cause damage to RV electronics.

- Open ground, open neutral & reverse polarity detection and protection
- High and low voltage protection (Low <104, High 123>)
- A/C frequency protection
- Time delay (136 seconds)
- Current indication
- Previous error code (PE)
- Surge failure indicator
- All weather shield assembly with tough Lexan housing
- Security locking bracket
- Thermally protected
- Rugged pull handle
- Built-in scrolling digital display
- Weather resistant /designed for outdoor use

Surge ratings:

- 30A: 44,000A max spike / 1,790 joules
- 50A: 88,000A max spike / 3,580 joule

EMS-PT30X 30A, 120V, 3,600W
EMS-PT50X 50A, 120/240V, 12,000W



EMS-PT30X

EMS-PT50X



Portable Surge Protector Kits **NEW**

Portable Surge Protector Kits contain a separate receptacle tester to detect wiring faults at the pedestal and surge module to attach to the detachable power cord. Separating the two functions reduces the size of the product while increasing protection from inclement weather. Kit contains receptacle tester and surge module.



RV Receptacle Testers **NEW**

RV Receptacle Testers detect wiring faults at the pedestal, including open ground, open neutral, open hot, hot/neutral reversed and hot/ground reversed. Includes swivel handle for easy removal from the pedestal.



RV Surge Modules **NEW**

RV Surge Modules attach to the detachable power cord to provide surge protection. The compact size increases protection from inclement weather. Contains surge protection indicator alerting user when depleted.

Surge module ratings:

- 30A: 22,500A max spike / 1,100 joules
- 50A: 45,000A max spike / 2,030 joules

Resettable Circuit Breaker Adapter **NEW**

50A RV male to (2) 15A female Resettable Circuit Breaker Adapter provides 2 resettable 15A receptacles from a 50A pedestal. This adapter is designed for 30A RV users that do not want to draw additional power from their 30A or 15A service which may trip breakers at the pedestal. Each 15A receptacle is wired independently to an illuminated circuit breaker making it the safest and easiest to use solution for additional 15A power. The compact design allows the electrical box to close and makes it optimal for use with power strips and extension cords.



CBA-5015

HARDWIRED SURGE PROTECTORS

Permanently installed on the vehicle

- Always available after installation
- Protected from outdoor conditions



EMS Hardwired Surge Protectors

Progressive Industries' hardwired Electrical Management System (EMS) protects your RV from incorrectly wired shore power, voltage fluctuations and numerous other problems that can cause damage to RV electronics.

- Over/Under voltage protection
- Open ground, open neutral & reverse polarity protection
- High and low voltage protection (Low <104, High 123>)
- Current indication
- Previous error code
- A/C frequency protection
- (2) Adjustable time delay settings
- Remote digital display (HW50C & HW30C models only)
- Built-in digital display (LCHW50 & LCHW30 models only)
- Field serviceable
- UL certified and meets CSA standards

Remote Digital Display

EMS-HW30C 30A, 120V, 3,600W
EMS-HW50C 50A, 240V, 12,000W

Built-in Digital Display

EMS-LCHW30C 30A, 120V, 3,600W
EMS-LCHW50C 50A, 240V, 12,000W



EMS-LCHW50C

EMS-HW30C

Blue Sea Systems was founded in 1992 based on a commitment to create innovative, high quality electrical products to improve the safety, simplicity, and reliability of equipment. Since that time the range of product has expanded to over 1,000 items and distributed to customers in over 50 countries to Marine, RV, Industrial and Specialty Vehicle markets. The company is committed to offering quality products that are engineered for harsh environments, built to last, with a guarantee of satisfaction and industry leading technical support.

Battery Switches

IGNITION PROTECTED

Single Circuit On-Off. Switches a single battery to a single load group.

	M-Series	HD Series
	6006-BSS, 6006200-BSS	3000-BSS
Cranking Rating: 30 sec.	900A	1,750A
Intermittent Rating: 5 min.	500A	900A
Continuous Rating	300A	600A
Voltage Max. Operating	48V DC	32V DC



ANL® Fuse Blocks

Accepts a wide range of ANL fuse amperages for versatile fusing



5005-BSS

	5503-BSS	5005-BSS
Voltage Max. Operating	32V DC	32V DC
Terminal Stud Size	5/16"-18 (M8)	5/16"-18 (M8)
Cable Size	Up to 4/0 AWG	Up to 2/0 AWG
Fuse Mounting Blocks	Tin-Plated Copper	Tin-Plated Copper
ANL Fuses Available	35-750 Amps	35-300 Amps

ANL Fuses

IGNITION PROTECTED

For 35A to 750A circuit protection



Interrupting Capacity	6,000A @ 32V DC
Voltage Max. Operating	32V DC

Part #	Amps	Part #	Amps
5164-BSS	35A	5131-BSS	250A
5165-BSS	40A	5133-BSS	300A
5122-BSS	50A	5131-BSS	250A
5123-BSS	60A	5133-BSS	300A
5124-BSS	80A	5135-BSS	350A
5125-BSS	100A	5136-BSS	400A
5126-BSS	130A	5137-BSS	500A
5127-BSS	150A	5161-BSS*	600A
5128-BSS	175A	5163-BSS*	750A
5129-BSS	200A		

*Not Ignition Protected

ML-Series Remote Battery Switch

IGNITION PROTECTED

500A magnetic latching switch provides high amperage switching under load, manually or from remote locations

Terminal Stud Size	3/8"-16 (M10)
Maximum Terminal Stud Torque	140 in-lb (15.8 N·m)
Cable Size (to meet current ratings)	4/0 AWG (120mm²)
Terminal Ring Diameter Clearance	1.12" (28.4 mm)



7700-BSS

MRBF Terminal Fuse Blocks

MRBF—Marine Rated Battery Fuse

Satisfies ABYC 7" circuit protection rule by mounting on a 3/8" battery post, battery switch, or bus bar



5191-BSS 2151-BSS

Voltage Max. Operating	58V DC
Amperage Max. Operating	300A
Terminal Fuses Available	30-300 Amps

Part #	Terminal Stud Size	Mounting	Fuses
5191-BSS	M8 (5/16"-18)	3/8"	1
2151-BSS	M8 (5/16"-18)	3/8"	2

MRBF Fuses

IGNITION PROTECTED

Space-saving ignition protected fuse for 30A to 300A loads. Color-coded for easy identification. Visible indication of blown condition.



Part #	Amps	Color	Part #	Amps	Color
5175-BSS	30A	LT Green	5187-BSS	200A	Blue
5176-BSS	40A	LT Blue	5189-BSS	250A	Pink
5177-BSS	50A	Red	5190-BSS	300A	Gray
5178-BSS	60A	Gold	5183-BSS	100A	Yellow
5180-BSS	75A	Brown	5184-BSS	125A	Green
5181-BSS	80A	Lime	5185-BSS	150A	Orange
5182-BSS	90A	Purple	5186-BSS	175A	White
5183-BSS	100A	Yellow	5187-BSS	200A	Blue
5184-BSS	125A	Green	5189-BSS	250A	Pink
5185-BSS	150A	Orange	5190-BSS	300A	Gray
5186-BSS	175A	White			

Marine Grade Short Stop Circuit Breakers

IGNITION PROTECTED

Use a circuit breaker instead of a fuse

- Designed with corrosion resistant materials to withstand harsh environments
- IP64 water resistant boot protects against dust and splashing water
- Push-to-reset operation only disconnects when tripped
- Stainless steel nyloc nuts for secure connections
- Red insulating boot included in retail package only



Interrupting Capacity	2,500A @ 28V DC
Voltage Max. Operating	28V DC
Temperature Min. Operating	-10°C
Temperature Max. Operating	60°C
Type	Thermal trip, manual reset
Terminals	#10-32" Studs
Screw Terminal Torque	24 in-lb max.
Trip Time Delay	See bluesea.com

Part #	Amps	Part #	Amps
7151	10A DC	7155	30A DC
7152	15A DC	7156	40A DC
7153	20A DC	7157	50A DC
7154	25A DC	7160	Insulating Boot

Class-T Fuse Block

Allows the use of Class-T fuses for fast acting circuit protection of inverters and other electronics



5502-BSS

Voltage Max. Operating	160V DC
Mounting	1/4" (M6) Screws
Fuse Mounting Blocks	Tin-Plated Copper

Class-T Fuses

High interrupt capacity for large battery banks including Lithium-Ion and TPPL batteries



Interrupting Capacity	20,000A @ 125V DC
Voltage Max. Operating	125V DC

Part #	Amps	Part #	Amps
5117-BSS	225A	5120-BSS	350A
5118-BSS	250A	5121-BSS	400A
5119-BSS	300A		

Attwood has been a proven industry leader for over 100 years. Our wide range of products, including general accessories, seat & table hardware, and water systems & ventilation are tested to the highest USCG, ABYC, and CE standards. At Attwood, quality is our highest priority.

PowerGuard Battery Boxes

**POWER
GUARD**
PRO



9070-7

PowerGuard PRO Battery Box **NEW**

Upward facing vents let gases out while reducing water in-take by 94% - vs. PowerGuard 27 Series. Polypropylene Composite material is impervious to acid leak and other external factors. Engineered spill channels direct water away from the battery. Folding entry panels provide easy access to the battery terminals without the need to remove the mounting strap. Versatile bidirectional design allows contact from any angle. Ergonomic handles provide more comfort when transporting the battery

Dimensions with Lid Installed (L x W x H)

Inside Dim. 13-1/8" x 7" x 11"

Outside Dim. 21" x 11-1/4" x 11-1/2"



9067-1

PowerGuard 27 Battery Box

Vented black battery box for Series 27 batteries (8-1/2" maximum battery block height, 10-1/2" maximum battery height with terminals). Polypropylene construction for total acid resistance. 40" hold-down straps resist 350 lbs. of force. Drop tested in temperatures ranging from -20°F to +120°F. Mounting hardware included.

- Four cable openings, enlarged to 0.55" diameter
- Larger handles with rolled edges
- Instructions molded inside cover

Dimensions with Lid Installed (L x W x H)

Inside Dim. 13-1/16" x 6-15/16" x 10-1/2"

Outside Dim. 16-7/8" x 9-5/8" x 10-7/8"



9065-1

PowerGuard 24 Battery Box

Vented and non-vented black battery box for standard size, Series 24 batteries (8-3/16" maximum battery block height, 10-1/8" maximum battery height with terminals). Polypropylene construction for total acid resistance. 40" Hold-down straps resist 350 lbs. of force. Drop tested in temperatures ranging from -20°F to +120°F. Mounting hardware included.

- Four cable openings, enlarged to 0.55" diameter
- Larger handles with rolled edges
- Instructions molded inside cover

Dimensions with Lid Installed (L x W x H)

Inside Dim. 10-5/8" x 7" x 10-1/8"

Outside Dim. 14" x 9-5/8" x 10-5/8"



9084-1

PowerGuard 29/31 Battery Box

Vented black battery box for larger applications (7-15/16" maximum battery block height, 9-3/4" maximum battery height with terminals). Polypropylene construction for total acid resistance. 38" Hold-down straps resist 350 lbs. of force. Drop tested in temperatures ranging from -20°F to +120°F. Mounting hardware included.

Dimensions with Lid Installed (L x W x H)

Inside Dim. 15-7/16" x 6-15/16" x 7-15/16" *

15-7/16" x 6-15/16" x 9-3/4" **

Outside Dim. 18-7/8" x 9-1/4" x 10-1/4"

* Without terminals ** With terminals

Battery Box Accessories



9092

Battery Tray with Straps

A simple-to-install battery holder that fits into limited spaces. For batteries up to 10-1/2 inches in height. Provide simple installation for changing or replacing batteries. The polypropylene hold-down strap has a positive locking, quick-disconnect buckle. Molded base mounts with four #10 panhead fasteners.

Battery Series	Inside Dimensions	Part #
24/24M	7" L x 11" W	9092-5
27/27M	12-3/8" L x 7-1/8" W	9093-5
29/31	12-7/8" L x 7" W	9099-5



9096-5

Heavy-Duty Battery Trays

Made of non-corrosive black plastic. Includes adjustable height crossbar and stainless steel retaining bolts. Install with #10 fasteners.

Battery Series	Inside Dimensions	Part #
24/24M	10-7/16" L x 6-7/8" W	9096-5
27/27M	12" L x 6-7/8" W	9095-5
29/31	13-1/16" L x 6-7/8" W	9094-5

Battery Box Hold-Down Strap

Straps are woven polypropylene with firm-grip buckles and are completely resistant to battery acid.



9013A3

Description	Fits Battery Box	Part #
54" strap kit	9084	9013A3

LITHIUM DEEP CYCLE BATTERIES

When your journey involves countless miles or remote campsites, you need a trustworthy battery that won't hold you back. Lightweight RELiON lithium iron phosphate (LiFePO₄) batteries are maintenance-free, fast-charging and environmentally friendly to provide reliable power and peace of mind while you enjoy some well-earned peace and quiet.

ADVANTAGES FOR RECREATIONAL VEHICLES

It's hard to beat a RELiON lithium iron phosphate (LiFePO₄) battery when they deliver everything you need to support life on the road and off-the-grid. Inherently safe and lightweight, you'll not only travel further more efficiently, you'll do it with less of a footprint without sacrificing power, performance and reliability.



MORE USABLE CAPACITY

Lithium batteries allow you to use 100% of their capacity, regardless of the rate of discharge. So, run all your electronics and know that you have ample reserves, even when you're boondocking.



CONSTANT POWER

Full power available throughout discharge. Voltage does not drop like lead-acid.



LONGER LIFE

RELiON lithium batteries provide up to 10 times longer life than lead-acid batteries, and they still provide 80% of rated capacity after 2,000 cycles.



ECO-FRIENDLY & SAFE

RELiON lithium batteries create no exhaust fumes so you can use them in a confined space with no ill effects. No gassing, no fumes, and no pollution.



PARTIAL STATE OF CHARGE TOLERANCE

Partial charging does not affect performance quality or battery life. A low self-discharge rate means worry-free storage so even occasional users can be assured of reliable performance.



LIGHTER WEIGHT

50-60% less weight than lead-acid equivalent.



MAINTENANCE-FREE

Plug, play and charge. No watering.



INSTALLATION FLEXIBILITY

Can be installed upright or on its side.



TEMPERATURE TOLERANCE

2.5X more efficient operation at low temperatures. Safely operational up to 149°F (65°C).

OUR PRODUCTS








Whether you're living on the road or an enthusiastic weekend warrior, you want reliable power both on and off the grid. We have one of the largest LiFePO4 product offerings available with 12V and 24V batteries available in a variety of BCI standard sizes for easy drop-in replacement.

OUR MOST POPULAR LITHIUM RV BATTERIES

BATTERY	BCI SIZE	VOLTAGE	CAPACITY (AH)	ENERGY	CURRENT CAPABILITY	WEIGHT (LBS)
LEGACY SERIES						
RB60	24	12.8V	60	768	60	15.9 (7.21kg)
RB75	24	12.8V	75	960	75	23.6 (10.70kg)
RB80	27	12.8V	80	1024	80	24.9 (11.29kg)
RB100	31	12.8V	100	1280	100	26.4 (11.98kg)
RB200	8D	12.8V	200	2560	100	61.1 (27.7kg)
RB300	8D	12.8V	300	3840	100	75.8 (34.36kg)
RB24V52	31	25.6V	52	1280	50	29.1 (13.2kg)
RB24V100	8D	25.6V	100	2560	100	61.1 (27.7kg)
LT SERIES						
RB100-LT	31	12.8V	100	1280	100	27.9 (12.64kg)
RB300-LT	8D	12.8V	300	3840	100	76.1 (34.54kg)
INSIGHT SERIES						
12V120-GC2-LT	GC2	12.8V	120	1536	160	34.4 (15.6kg)

WHICH RELION BATTERY IS RIGHT FOR YOUR RV?

With so many different configurations, applications and needs, finding a battery that checks all the boxes can be a challenge. Below find common batteries for use in different classes of RVs.

	CLASS	TYPICAL POWER SYSTEM	SHORE POWER SERVICE (Maximum Current)	RELION BATTERY REPLACEMENT MODEL (Single or multiples in series or parallel to meet voltage/capacity needs)
	Class A	12-48 volt system powered by banks of 6V AGM batteries.	50 Amp	RB200, RB300, InSight 12V
	Class B	12-24 volt systems powered by banks of 12V AGM batteries.	30-50 Amp	RB75, RB80, RB100, RB100-LT, InSight 12V
	Class C	12-24 volt systems powered by banks of 12V AGM batteries.	30-50 Amp	RB100, RB100-LT, InSight 12V
	5th Wheel	12-24 volt systems powered by banks of 12V AGM batteries.	30-50 Amp	RB100, RB100-LT, InSight 12V
	Toy Hauler	12-24 volt systems powered by banks of 12V AGM batteries.	30-50 Amp	RB80, RB100, RB100-LT, InSight 12V
	Travel Trailer	12-24 volt systems powered by banks of 12V AGM batteries.	15-30 Amp	RB60, RB75, RB80, RB100, RB100-LT, InSight 12V
	Pop-Up	12 volt systems powered by U1 or Group 24 batteries	15 Amp	RB35, RB52, RB60, RB75

POWER IN A CLASS OF ITS OWN

From powering the essentials to the non-essentials, RELiON lithium batteries allow you to disconnect further from the grid, powering electronics longer and connecting to shore power less.



INSIGHT 12V

The InSight Series™ 12V battery, designed specifically for RV deep cycle applications, is capable of 2,048 watts continuous from a single battery. This 120Ah powerhouse lithium battery can output 160A continuous and offers higher peak discharge, allowing you to run multiple appliances at the same time!

WEATHER ANY SEASON WITH THE LT SERIES

Our Low Temperature (LT) Series lithium batteries are cold-weather performance batteries that can charge at temperatures down to -20°C (-4°F).

How? The system features proprietary technology that draws power from the charger itself, requiring no additional components. The entire process of heating and charging is completely seamless. Simply plug the battery into the regular lithium charger and the internal heating and monitoring system takes care of the rest.



WE STAND BEHIND OUR PRODUCT!
10 YEAR WARRANTY

Pollak[®]

Making Quality RV Parts for over 100 Years



ATO / ATC RESETTABLE TYPE 3 PLUG IN BREAKERS

Part Number	Amp
54-151EP	5 Amp
54-152EP	7.5 Amp
54-153EP	10 Amp
54-154EP	15 Amp
54-155EP	20 Amp
54-156EP	25 Amp
54-157EP	30 Amp



- 12-24V
- Push Button - Manual Reset Breaker remains open on overload. Manually reset with the push of the button
- OEM style replacement circuit breaker

MINI / ATC RESETTABLE TYPE 3 PLUG IN BREAKERS

Part Number	Amp
54-161EP	5 Amp
54-162EP	7.5 Amp
54-163EP	10 Amp
54-164EP	15 Amp
54-165EP	20 Amp
54-166EP	25 Amp
54-167EP	30 Amp



- 12-24V
- Push Button - Manual Reset Breaker remains open on overload. Manually reset with the push of the button
- OEM style replacement circuit breaker

DESIGN MAKES THE DIFFERENCE

CIRCUIT BREAKERS (TYPE 1)

Part Number Plastic	Part Number Metal	Amp
54-110PL	-	10 Amp
54-115PL	54-115	15 Amp
54-120PL	54-120	20 Amp
54-125PL	54-125	25 Amp
54-130PL	54-130	30 Amp
54-135PL	-	35 Amp
-	54-140	40 Amp
54-150PL	54-150	50 Amp
No Mounting Bracket		



- Also available in 90° mounting bracket and straight mounting bracket

CIRCUIT BREAKERS (TYPE 1 HIGH AMP)

Type 1 Auto Reset Surface Mount	Type 1 Auto Reset Panel Mount	Amp
54-850PL	54-860PL	60 Amp
54-853PL	54-863PL	80 Amp
54-851PL	54-861PL	100 Amp
54-854PL	54-864PL	120 Amp
54-852PL	54-862PL	150 Amp
54-855PL	-	200 Amp
54-856PL	-	250 Amp



- Available in Type 3
- Typically used for auxiliary and accessory circuits – trucks, buses, RVs and marine applications. Others might include battery charges and DC audio systems

RV 4, 6 & 9 WAY SPECIALTY CONNECTORS & PLUGS



Part Number	Description
11-402	4-Way Connector Plug
11-404	4-Way Connector Socket
11-408*	4-Way Connector Kit (11-409 & 11-410)
11-409	4-Way Connector Plug
11-410	4-Way Connector Socket
11-400**	4-Way Connector Kit (11-402 & 11-404)
11-604	6-Way Connector Plug
11-609	6-Way Connector Socket - Covered Back
12-906	9-Way RV Connector Plug
12-907	9-Way RV Connector Socket

*Consists of 11-409 Plug and 11-410 Socket

**Consists of 11-402 Plug and 11-404 Socket

- High impact plug interiors are secured with a key and keyway to eliminate twisting (disorientation) and breakage from forces that are applied in normal function
- Extended exterior and socket conceals terminals
- Unique cable clamps prevent chafing, giving more cable support and saving installation time
- Stainless steel spring
- Dust and water resistant
- Polarized for proper wiring
- Terminals accept up to 12-gauge wire
- Two ¼" diameter mounting holes on 4-Way sockets. 2¼" on center. Mounts through 1¾" diameter hole
- Interchangeable with competitive brands

DESIGN MAKES THE DIFFERENCE

RV 7 WAY CONNECTORS PLUGS & HARNESSES



- Color coded to RVI standards
- Optimum slant mount and drain slot prevents housing interior from accumulating moisture
- Will accept the widest range of wire gauges from 16-gauge wire to 8-gauge ground wire. Ground terminal pin #1 will accept 14-gauge min. to 8-gauge max. Other terminals will accept 16-gauge min. to 10-gauge max.
- 40 amp continuous duty at 6 - 28 volts
- Integral finger grips for positive pull
- Interchangeable with competitive brands

Part Number	Description
12-702	7-Way, RV Connector Metal Plug
12-703	7-Way RV Connector Metal Socket
12-706	7-Way RV Plastic Connector Plug
12-707E	7-Way RV Plastic Connector Socket
11-893	RV OEM-Style 7-Way Socket
11-916	RV OEM-Style 7-Way Socket
11-998	Interlocking Mating Conn & 4' Harness for the 11-893 Socket
11-898	RV OEM-Style 7-Way Socket Kit with 4' Harness Assy.
11-932	T-Connector Harness for 5th Wheel
11-933	Harness Adapter Converts OEM 8 Pin Chrysler to OEM Round 7-Way
11-934	Male Interconnector for Factory Round Socket Connector, 36" Extension
12-711U	Black-Coated Mtg.Brkt. for 7-Way RV Socket
14-227	RV Cable and Encapsulated Plug Assy, 8'

7-Way RV Recommended Wire Gauge			
No.	Color	Gauge	Description
1	White	10	Ground Return
2	Blue	12	Electric Brake
3	Green	14	Tail, License and Running Lights
4	Black	10	Battery Charge
5	Red	14	Stop & Right Hand Turn Signal
6	Brown	14	Stop & Right Hand Turn Signal
7	Yellow	14	Auxiliary Circuit

ACCESSORIES FOR TRAILER TOW

Part Number	Description
11-761	7-Pole Rubber Socket Boot
11-617	Connector Bracket Designed to Fit under the Trailer Tongue, Ball, or 2-Hole Frame Mount
11-771	7-Pole Socket Bracket
12-701U	Right Angle Mounting Bracket for 11-893, 12-703, 12-707, 12-701U; Heavy Gauge Steel
12-711U	Right Angle Mounting Bracket for 11-893, 12-703, 12-707, 12-701U; Black Epoxy Coated Heavy Gauge Steel



ADAPTERS FOR RV AND HEAVY DUTY APPLICATIONS

Part Number	Description
12-716	7-Pole to 4-Pole
12-717	6-Pole to 4-Pole
12-719	7-Pole to 6-Pole Adapter Includes Brake Pin in Center
12-729	7-Pole to 6-Pole Adapter Includes Auxiliary Pin in Center
12-723	4-Way Flat Plug to 7-Way RV Type Socket
12-724	7-Way Pin Plug to 7-Way RV Type Socket
12-610	4-Way Flat Plug to 6-Way Round Metal Socket
12-742	7-Way Pin Plug to 4-Way Flat Adapter



- Quick and easy connections
- Non-corrosive nylon shell and insert
- Eliminates makeshift jumpers
- Interchangeable with competitive brands

DESIGN MAKES THE DIFFERENCE

TESTERS

Part Number	Description
12-741	7-Way RV Socket LED Circuit Tester (Blade)
12-777	7-Way Socket LED Circuit Tester (Round Pin)
12-410	4-Way LED Tester

- Circuit tester plugs into the 7-Way or 4-Way connector on your RV. LED lights indicate which functions (brake, turn, tail, stop, reverse and 12V) are properly working



TAIL LIGHT CONVERTERS

Part Number	Description
12-750	Heavy Duty 60"
12-751	Regular Duty 60"
12-752	3-Way to 2-Way Converter



Prest-O-Fit is part of a family-owned and operated company located in Chandler, Arizona. In business for over 40 years, the company is founded on family values, the well-being of its employees, pride in its products and impeccable customer service. Prest-O-Fit products are more than decoration - they make the RV lifestyle more livable and functional. Prest-O-Fit has continued to develop many innovative, quality products that address the unique needs of recreational vehicle users. We make products with purpose for RVers.



TRAILHEAD STEP RUGS


For MORryde® StepAbove® RV STEPS



FOR FITMENT, MEASURE STEP TREAD WIDTH, THEN MEASURE TOP STEP TREAD DEPTH

If unsure, please check your steps against the listed MORryde® StepAbove® part numbers

Obsidian Black **Buckskin Brown**



Step Rug Pkg Part #


	Step Tread Width		Top Step Tread Depth	Fits MORryde® StepAbove® Part #					
2 STEP RUG PKG	17.5"	x	8"	STP-2-24-09H				2-0230	2-0231
	17.5"	x	10.5"	STP-201				2-0500	2-0501
	19.5"	x	8"	STP-2-27-01H				2-0236	2-0237
	19.5"	x	10.5"	STP-202				2-0506	2-0507
3 STEP RUG PKG	17.5"	x	8"	STP-3-24-30H	STP-3-24-21H			2-0242	2-0243
	17.5"	x	10.5"	STP-203	STP-204			2-0512	2-0513
	19.5"	x	8" or 10.5"	STP-3-27-02H	STP-3-27-05H	STP-206	STP-207	2-0518	2-0519
	23.5"	x	8" or 10.5"	STP-3-30-03H	STP-3-30-04H	STP-208	STP-209	2-0524	2-0525
4 STEP RUG PKG	19.5"	x	8" or 10.5"	STP-4-27-05H	STP-212			2-0530	2-0531
	23.5"	x	8" or 10.5"	STP-4-30-03H	STP-4-32-04H	STP-213	STP-214	2-0536	2-0537



*Fits Straight
AND Curved Steps*

Patent #US10398245B2

Outrigger Universal (22" W) • Fits Steps Up To 8"-11" Deep



*Fits Straight
AND Curved Steps*

Patent #US10398245B2

Trailhead Universal (22" W) • Fits Steps Up To 8"-11" Deep



*Fits Straight
AND Curved Steps*

Patent #US10398245B2

Ruggids Universal (22" W) • Fits Steps Up To 8"-11" Deep

Outrigger Universal RV Step Rugs

- Micro-ribbed texture provides better traction
- Easy to install, fitting manual and electric steps
- Made of high-quality UV-protected outdoor carpet
- Fits straight and curved steps

	Castle Gray	Walnut Brown	Chocolate Brown	Atlantic Blue	Black Onyx
Universal	2-0393	2-0391	2-0395	2-0392	2-0394
Universal 3-Pack	2-4133	2-4131	2-4135	2-4132	2-4134

Trailhead Universal RV Step Rugs

- Strong bristle fibers easily remove dirt and debris
- Made of heavy-duty UV-protected outdoor turf
- Easy to install, fitting manual and electric steps
- Fits straight and curved steps

	Buckskin Brown	Grizzly Brown	Harbor Gray	Obsidian Black
Universal	2-0220	2-0221	2-0222	2-0223
Universal 3-Pack	2-4140	2-4141	2-4142	2-4143

Ruggids Universal RV Step Rugs

- Deep treads trap dirt at the door
- Made of durable UV-protected outdoor carpet
- Easy to install, fitting manual and electric steps
- Fits straight and curved steps

	Coffee Brown	Charcoal Black
Universal	2-0431	2-0430
Universal 3-Pack	2-4126	2-4125



Outrigger (18" W) • Fits Steps Up To 8" Deep
Outrigger (23" W) • Fits Steps 8"-11" Deep



Outrigger Radius XT (22" W) • Fits Steps 8"-10" Deep

Outrigger RV Step Rugs

- Micro-ribbed texture provides better traction
- Easy to install, fitting manual and electric steps
- Made of high-quality UV-protected outdoor carpet

	Castle Gray	Walnut Brown	Chocolate Brown	Atlantic Blue	Black Onyx
Straight 18"	2-0313	2-0311	2-0315	2-0312	2-0314
Straight 23"	2-0353	2-0351	2-0355	2-0352	2-0354
Radius XT 22"	2-0383	2-0381	2-0385	2-0382	2-0384



Designed for straight steps









Designed for curved steps

Wraparound (18" W) • Fits Steps Up To 8" Deep
 Wraparound+Plus (20" W) • Fits Steps 8"-11" Deep • Finished On All Edges
 Jumbo Wraparound+Plus (23" W) • Fits Steps 8"-11" Deep • Finished On All Edges

Wraparound Radius (22" W) • Fits Steps 8"-10" Deep • Finished On All Edges

Wraparound Brand RV Step Rugs

- Protect your interior and accent your exterior
- Made of UV-protected outdoor turf
- Easy to install - fits most manual and electric steps

	Stone Gray	Brown	Green	Imperial Blue	Espresso	Black
						
Wraparound 18"	2-1043	2-0041	2-0040	2-1041	2-1040	2-1042
Wraparound+Plus 20"	2-1073	2-0071	2-0070	2-1071	2-1070	2-1072
Jumbo Wrap.+Plus 23"	2-1053	2-0051	2-0058	2-1051	2-1050	2-0050
Wraparound Radius 22"	2-0206	2-0201	2-0200	2-0204	2-0203	2-0205



Surface Mate Patio Rug






- UV-protected against sun damage & fading
- Finished on all edges
- Solid marine backing prevents dirt & mud from coming through
- Resistant to mold & mildew

Stake, stick or snap your Surface Mate Patio Rug into place. Four hooked-fiber strips with snap fasteners sewn into the corners give you the freedom to attach the rug to a variety of surfaces. Stake the rug into soft ground using the included metal stakes with washers and highly durable straps, or for a more permanent attachment, drill the four included snap fastener screws into place on a hard wood deck, then simply snap the rug in place. All-weather rugs are made of heavy-duty outdoor turf that features UV-protection plus mold and mildew resistance. Rugs are finished on all edges to prevent fraying and easy to clean.



ATTACHES TO MOST SURFACES!



	Stone Gray	Brown Tan	Green	Imperial Blue	Espresso
					
6' x 9'	2-1184	2-1181	2-1180	2-1183	2-1182
8' x 12'	2-1204	2-1201	2-1200	2-1203	2-1202

Each Set Contains: 1 - Surface Mate Patio Rug, 4 - Rubber Stake-Down Straps, 4 - Ground Stakes with Washers, 8 - Hook-And-Loop Fastening Discs, 4 - Snap Fastener Screw Studs



Rugs Designed for RVers™

Add life to your floors! These rugs are specifically sized for RV interiors. Low pile allows for easy door clearance. Premium skid-resistant backing works great on carpet and hard floors. Finished edges prevent fraying.

	Butter Pecan	Peppercorn	Sandstone	Fossil Gray	Cocoa Brown
3-Piece Set	5-0262	5-0263	5-0258	-	-
2-Piece Set	-	-	-	5-0269	5-0268

3-Piece Rug Set

Hallway Runner (23'x72")
Kitchen Mat (24'x36")
Bathroom Mat (20'x24")



2-Piece Rug Set

Hallway Runner (23'x72")
Kitchen Mat (24'x36")



RV Step Huggers®

Sized specifically for RV Stair Steps and Landings, these attachable Step Rugs are available in a multitude of colors, patterns, and materials. Choose from Butter Pecan, Peppercorn, Black Granite, Sandstone, and Sierra Brown with our high-quality olefin steps. Steps are also available in our Trailhead material. Choose from Buckskin Brown or Obsidian Black. With strong bristle fibers to easily remove dirt and debris.

	Butter Pecan	Peppercorn	Sandstone	Black Granite	Sierra Brown	Buckskin Brown	Obsidian Black
13.5" Stair Step	5-0072	5-0073	5-0068	5-0070	5-0071	5-0100	5-0103
6" Landing Step	5-0092	5-0093	5-0088	5-0090	5-0091	-	-
8" Landing Step	5-1092	5-1093	5-1088	5-1090	5-1091	5-1100	5-1103
10" Landing Step	5-3092	5-3093	5-3088	5-3090	5-3091	5-3100	5-3103



BLUELINE®

RV Sanitation

Ultimate Sewer Kit™ 1-0203

Everything you need for the most simple, secure hookup up to 20 feet!

- 2 Ultimate Sewer Hoses (10') - Pushover Quick Connectors are installed for simple push-on connections without the need for clamps
- 1 Universal Elbow - Securely fits most park sewer openings
- 1 Hose Adapter - Securely connects to most waste-valve outlets
- 4 Sewer Seals - Seal hoses and/or fittings for storage
- 1 Hose Coupler - Easily extends hoses up to 20 feet



Quick Connect Sewer Kit™ 1-0202

Everything you need for the most simple, secure hookup up to 10 feet!

- 1 Ultimate Sewer Hose (10') - Pushover Quick Connectors are installed for simple push-on connections without the need for clamps
- 1 Universal Elbow - Securely fits most park sewer openings
- 1 Hose Adapter - Securely connects to most waste-valve outlets
- 2 Sewer Seals - Seal hoses and/or fittings for storage



TRAILHEAD®
RV STEP RUGS


UNIVERSAL

RUGGIDS®
RV STEP RUGS

UNIVERSAL

OUTRIGGER®
RV STEP RUGS

UNIVERSAL



**SPECIFICALLY DESIGNED FOR
OUR NEW LINE OF
UNIVERSAL RV STEP RUGS**

Universal RV Step Rugs!

Fits Curved AND Straight 24" Wide Steps!

Display Package (Part #2-9016) Includes:

1 Universal RV Step Rug Display	D-2016
32 Trailhead Universal RV Step Rugs	
8 Buckskin Brown	2-0220
8 Grizzly Brown	2-0221
8 Harbor Gray	2-0222
8 Obsidian Black	2-0223
16 Ruggids Universal RV Step Rugs	
8 Charcoal Black	2-0430
8 Coffee Brown	2-0431
32 Outrigger Universal RV Step Rugs	
8 Walnut Brown	2-0391
8 Castle Gray	2-0393
8 Black Onyx	2-0394
8 Chocolate Brown	2-0395

More display solutions available, inquire with RVLI Representative for more information



Step Huggers
Floor-Model Display D-3002



4-Sided Step Rug/Patio Rug
Floor-Model Display D-2009



4-Sided Step Rug
Floor-Model Display D-2006

TV AND APPLIANCE MOUNTING ACCESSORIES



Travel 27" TV Wall Mount SKU - MRV-3500

- Secures TV's up to 27" and 40 LBS.
 - Removable Arm pans, tilts and expands
 - Fits up to 100 VESA Mount Pattern
 - Built-in bubble level
 - Extends 16"
 - Features two docking stations for home, office, boat or RV
- Case Qty. 8



Travel 37" TV Wall Mount SKU - MRV-3510

- Secures TV's up to 37" and 55 LBS.
 - Pans, tilts, expands & rotates 360°
 - Fits up to 200 VESA Mount Pattern
 - Extends 7.2"
 - Features two docking stations for home, office, boat or RV
- Case Qty. 8



Travel TV Safety Strap - SKU - MRV-3515

- Hold Your TV Securely Against the Wall
 - Use with Any TV Wall Mount
 - Great for RV's, Boats & More
 - Minimizes Vibrations During Travel
- Case Qty. 16



Max Grip Big Screen TV Fasteners - MRV-630

- Holds large equipment and electronics safely in all conditions
- Attaches with peel and press adhesive pads
- The two-corner kit is designed for items up to 50lbs
- Two kits are recommended for heavier off-road applications
- Each Kit Includes a two-corner fastening set and one safety strap (Safety strap prevents pitching and falling)
- Case Quantity: 5



Travel 40" Flat Screen Safety Strap SKU - MRV-4615

- Secure flat screen TVs from toppling over
 - Easy to apply - no drilling
 - Quick-release buckles for easy transfer
 - Extra fasteners for moving TV between home, RV and boat
 - For use with existing rear holes
- Case Qty. 6



Universal Flat Screen Straps SKU - MRV-4523

- Stops flat screens from falling & smashing
 - Fits any size flat screen
 - Strong and reliable
 - Made in USA
- Case Quantity: 6

GO TO THUMBLOCKFASTENERS.COM TO FIND OUT MORE



TV Grips - SKU - MRV-100


- Super strong and versatile
 - Holds portable TVs, laptops and countertop appliances securely
 - 3M® adhesive pads remove cleanly
 - Safe for use on furniture and equipment.
 - Secures items up to 10 lbs.
- Case Quantity: 10



Super TV Grips SKU - MRV-200

- Doubles the size & strength of TV Grips
 - One kit secures items up to 25lbs
 - Use 2 kits for off-road situations
- Case Quantity: 10

SECURING YOUR COLLECTIBLES



Rock N Roll Motion Proof Gel SKU - MRV-22112

- Crystal clear product to secure crystal & glassware
 - Works on non-porous & waterproof surfaces
 - Removable & reusable
 - Holds up to 30+ items
 - Non-toxic
- Case Quantity: 10



Rock N Roll Motion Proof Putty SKU - MRV-88112

- Prevents objects from falling over at every turn or bump in the road
 - Ready to use - removable and reusable
 - Each packet will secure up to 40 items
 - Works on most surfaces
- Case Quantity: 24



Flextension Caulking Tube Kit SKU - FT-88503

- Attaches to all caulking and adhesive tubes
 - Easy to remove and re-use
 - Combine multiple Flextensions for added reach
 - Bends up to 180°
- 10-Pack | Case Quantity: 12

FIRST AID KITS AND EMERGENCY ACCESSORIES



Pocket First Aid Kit 107pc - SKU - 74002

KIT CONTAINS:

- | | |
|---|------------------------------------|
| (20) 3/4" x 3" Adhesive Plastic Bandages | (6) Alcohol Cleansing Pads |
| (10) 3/4" x 3" Fabric Bandages | (6) Antiseptic Cleansing Wipes |
| (5) 1" x 3" Fabric Bandages | (2) Antibiotic Ointment Packs |
| (2) Knuckle Fabric Bandages | (2) Insect Sting Relief Pads |
| (2) Fingertip Fabric Bandages | (2) First Aid/Burn Cream Packs |
| (2) 2" x 4" Elbow & Knee Plastic Bandages | (1) Lip Ointment Pack |
| (10) 3/8" x 1-1/2" Jr. Plastic Bandages | (1) 2" x 2" Moleskin Square |
| (2) Butterfly Wound Closures | (1) 6" x 11/16" Finger Splint |
| (4) 2" x 2" Gauze Dressing Pads | (1) Medium #2 Safety Pin |
| (2) 3" x 3" Gauze Dressing Pads | (10) 3" Cotton Tipped Applicators |
| (1) 5" x 9" Trauma Pad | (1) 4-1/2" Scissors, Nickel Plated |
| (1) 2" Conforming Gauze Roll Bandage | (1) 4" Tweezers, Plastic |
| (2) Aspirin Tablets | (2) Exam Quality Vinyl Gloves |
| (2) Ibuprofen Tablets | (1) First Aid Guide |
| (2) Extra-Strength Non-Aspirin Tablets | Case Quantity: 100 |



Value First Aid Kit 77pc - SKU - 74012

KIT CONTAINS:

- | | | |
|--|----------------------------|-----------------------------|
| (12) Adhesive Bandage Fabric (1" x 3") | (1) Tape Roll | (1) Tweezer (1) |
| (6) Adhesive Bandage (1" x 3") | (1) Triangular Bandage | (2) Antibiotic Ointment (2) |
| (12) Adhesive Bandage (3" x 3/4") | (1) Trauma Pad (5x9) | (2) Burn Cream |
| (6) Adhesive Bandage (1 3/4" x 3/8") | (1) Eye Pad | (6) Alcohol Pads |
| (3) X-Large Strip | (4) Gauze Pad 2" x 2" (4) | (3) Antiseptic Towelettes |
| (2) Knuckle Bandage | (2) Gauze Pad 3" x 3" (2) | (1) Safety Pin |
| (2) Fingertip Bandage | (1) Gauze Roll 2" (1) | (1) First Aid Guide |
| (2) Butterfly Closure | (1) Examination Gloves (1) | (1) Case w/Label |
| (1) Moleskin 2" x 2" | (1) Instant Cold Pack (1) | Case Quantity: 12 |



Pocket First Aid Kit 33pc -SKU - 74001

KIT CONTAINS:

- | | | |
|------------------------------------|-----------------------------------|-------------------------|
| (1) Plastic carry case | (1) Large Butterfly Wound Closure | (2) Aspirin Tablets |
| (1) First Aid Guide | (3) Alcohol Cleansing Wipes | (2) Extra-Strength |
| (6) 3/4" x 3" Adhesive Bandages | (3) Antiseptic Cleansing Wipes | (2) Non-Aspirin Tablets |
| (10) 3/8" x 1-1/2" Junior Bandages | (1) Antibiotic Ointment Pack | Case Quantity: 100 |
| (1) 1-1/2" x 1-1/2" Patch Bandage | (2) Ibuprofen Tablets | |

Charge Your Cell Phone!



Emergency Power Station 4 Function SKU - 70801

- All In One Flashlight, Radio, Siren & Phone Charger
 - No batteries needed.
 - Crank handle for up to 30 minutes of Bright Light, 2 Minutes of Cell Phone and 15 minutes of Radio
 - The handle even doubles as a stand
 - Includes Universal USB Cable Port & Micro USB Connector Cable
- Case Quantity: 20



Green 12 Hour Lightstick Single SKU - 27017

- Lasts for 12 hours
 - Safe
 - Non-toxic
 - Non-flammable
 - 5-year shelf life*
- Case Quantity: 48



Green 8 Hour Lightsticks 2-pack SKU - 27217

- Lasts for 8 hours
 - Safe
 - Non-toxic
 - Non-flammable
 - 4-year shelf life*
- Case Quantity: 24

NEW PET FIRST AID KITS



RV & Outdoor P.E.M.A Deluxe Pet First Aid Kit - SKU - 77160 KIT CONTAINS:

- | | |
|-----------------------------------|--|
| (6) Antiseptic Towelettes | (1) Collapsible Travel Bowl |
| (2) Tongue Depressor 6 x 3/4 | (1) Ice Pack (small) 4" x 5" |
| (2) Triple Antibiotic Ointment | (1) 5 x 9 Surgipad Combine Dressing |
| (3) 2 x 3 Patch Bandage | (1) Doctors Pen Light |
| (1) Blood Stopper Trauma Dressing | (1) 1' x 10 Yards Surgical Adhesive Tape |
| (3) 4 x 4 Sterile Gauze Pads | (1) Pet First Aid Bag 8" x 6" x 4" |
| (1) Hydrogen Peroxide 4 OZ | (1) Pet First Aid Book |
| (1) Ace Bandage 2' x 4.5 yards | (3) 3" x 4.1 Yards Roll Gauze Roll |
| (1) Economy Scissor 5" Blade | (1) Pet Poison Control Info |
| (1) Plastic Forceps | (2) Nitrile Gloves (pairs) |
| (2) Mayday Water Pouches 4.22 oz* | |



RV & Outdoor P.E.M.A. Emergency Kit For Dogs - SKU - 77161 KIT CONTAINS:

- | | |
|--|--------------------------------------|
| (1) 3 gal. Bucket w/Lid - Waterproof Container | (1) Tennis Ball |
| (2) Dog Food 8 OZ. | (1) Dog Rope Leash |
| (2) 12 HR. Lightsticks | (1) Illuminated Dog Collar |
| (2) 6 Pouches of Mayday Water, 25.35 OZ Reusable Drinking Container W/ Pouring Spout | (1) 50' Nylon Rope White 1/8" X 50' |
| (2) Collapsible Water Bowls | (6) Disposable Doggie Bags |
| (2) Moist Hand & Body Wipes (8 pack) | (1) Standard First Aid Pet Kit 30 Pc |
| | (1) Pet Disaster Information |




RV & Outdoor P.E.M.A. Emergency Kit For Cats - SKU - 77162 KIT CONTAINS:

- | | |
|--|---|
| (1) 3 gal. Bucket w/Lid - Waterproof Container | (1) Moist Hand & Body Wipes (8 pack) |
| (2) Cat Food 8 OZ. (2) | (1) Cat Toy |
| (2) 12 HR. Lightsticks (2) | (1) Cat Rope Leash (1) |
| (2) 6 Pouches of Mayday Water, 25.35 OZ Reusable Drinking Container W/ Pouring Spout | (1) Illuminated Cat Collar (1) |
| (2) Collapsible Water Bowls | (1) 50' Nylon Rope White 1/8" X 50' |
| | (1) Standard First Aid Pet Kit 30 Piece |
| | (1) Pet Disaster Information |



RV & Outdoor Dog Bowl Travel Kit - SKU - 77163 KIT CONTAINS:

- (1) Dog Food 8 oz
- (3) Mayday Water Pouches 4.25oz
- (1) Collapsible Water Bowl
- (3) Disposable Doggie Bags



The Large Dog Evacuation & Emergency Kit - SKU - 77155 KIT CONTAINS:

- | | |
|---|--------------------------------|
| (1) Collapsible Travel Bowl, Nylon | (1) Pack of Wet Wipes |
| (3) Emergency Dog Food*, 8 oz. | (1) Emergency Pet ID Tag |
| (9) Emergency Drinking Water Pouch, 4.225 oz. | (3) Antiseptic Towelettes |
| (3) Milk Bone Dog Treat | (1) Gauze Roll, 2" |
| (1) Large Dog Toy | (1) Triple Antibiotic Ointment |
| (3) Pet Waste Bags | (2) Nitrile Gloves, 10" |
| (1) Large Dog Leash | (1) Large Dog Saddlebag |



UNIVERSAL REPLACEMENT CO/Propane Gas RV Alarm

**RV INDUSTRY
ASSOCIATION**

**2021 WINNER
AFTERMARKET PRODUCT
OF THE YEAR**

4 alarms to replace almost all CO/Propane alarms



LOWEST POWER DRAW ON THE MARKET

Lower power means the RV battery will last up to 5x longer in storage and camping.

BARELY THERE DESIGN

Low profile with a softly curved shape to make less obtrusive.

FEWER FALSE ALARMS

from non-threatening chemicals and gases due to highly selective carbon monoxide sensor.

PRODUCT	COLOR	PART #
CO/LP Combo	Black	RVCOLP-2B
CO/LP Combo	White	RVCOLP-2W
LP-Only	Black	RVLP-2B
LP-Only	White	RVLP-2W

Each alarm includes 2 universal mounting brackets



SUITABLE FOR REPLACING:

- Safe-T-Alert™ 20 series, 25 series, 30 series, 35 series, 40 series, 45 series, 65 series, 70 series and 85 series
- Most Atwood and Dometic branded CO/Propane alarms
- Universal mounting brackets allow replacement of almost all detectors on the market

RETAIL SUPPORT

Countertop displays
are available to
assist in selling
RV Safe alarms



More about RV Safe

- Simple to install. No sawing or routers needed.
- Low profile (0.57" thick) with a softly curved shape to make less obtrusive.
- Fewer false alarms from non-threatening chemicals and gases due to highly selective carbon monoxide sensor.
- Powered from 12VDC RV battery.
- Reduced battery drain due to unique low power design.
- Test / Silence button allows for easy testing of the alarm and quickly silence nuisance alarms.
- Meets or exceeds all UL2034 and CSA 6.19-01 requirements for carbon monoxide alarms in recreational vehicles.
- Meets or exceeds all UL1484 requirements for propane gas alarms in recreational vehicles.
- Electrical Rating: 13.5VDC, 22mA typical (88mA max).
- Alarm activates with a four beep pattern with a flashing red LED for CO gas, or a continuous beeping with a solid red LED for Propane gas. If both gases are present, the alarm will indicate Propane as it requires more immediate action.
- Assembled with state of the art, robotic automation to produce consistently high quality and reliability.
- Designed, tooled and assembled in the USA.



White Plastic Option

SPECIFICATIONS:

Operating Temperature: -40°F to 150°F
(-40°C to 66°C)

Length: 4.21 in (10.7 cm)

Height: 0.57 in (1.4 cm)

Hole Spacing: 3.625 in (9.2 cm)

Weight: 1.3 oz (37 g)

Sound Pressure: 85 db

Voltage Requirements: 9 to 15 VDC

Current Draw: 22mA at 13.5 VDC

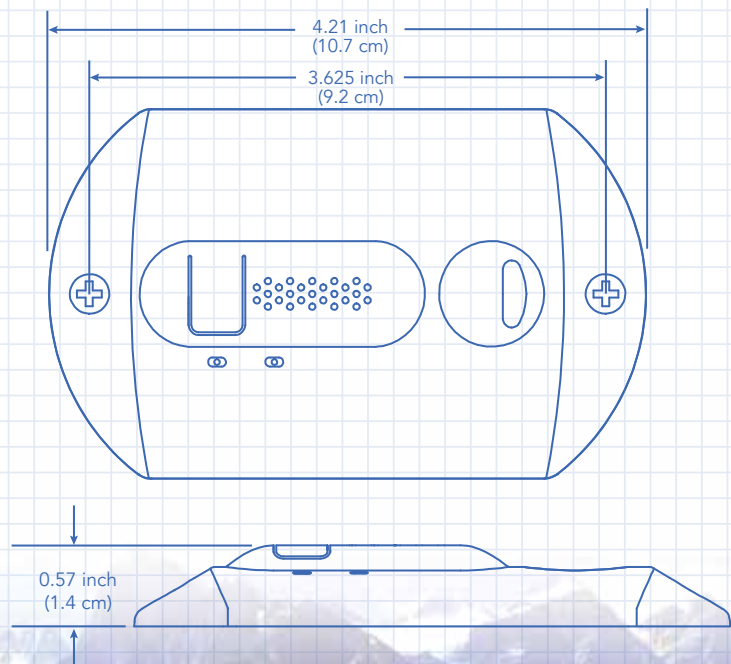
CO Sensitivity: 70 ppm for 60 to 120 minutes
150 ppm for 10 to 30 minutes
400 ppm for 4 to 15 minutes

LP Sensitivity: 5250 ppm (<25% LEL)

Listings: ETL, cETL, CSA 6.19.01

Listing Standards: UL 2034 (CO)

UL 1484 (Propane)



ASSEMBLED IN THE
USA



We are

SPECIALTY RECREATION

A family-owned company located in sunny California.
We've been in the RV business since 1971 and have been supplying products to the aftermarket for over 30 years.

Having been in the business for almost a half century, we know a thing or two about our customers' needs and wants. We are constantly striving to bring the RV aftermarket new products for today's consumers.

Our main product lines consist of bath products and skylights. We offer one of the largest selections of skylight sizes and colors. With 50% more size options than our competitors, it's easier to find the size you're looking for in-stock. We also offer a full line of replacement bath walls, tubs, and shower pans.

SKYLIGHT KITS

Outer skylight,
inner garnish and sealant.



K1422WLP | K1414W




K1422WT

MFG#	Hole Size Inches	Flange Inches	Height Inches
K1422WLP	14 x 22	14 x 22	4
K1422WT	14 x 22	14 x 22	6
K1414W	14 x 14	14 x 14	3.5

Additional Sizes Available!

MEASURING A SKYLIGHT



To find the correct size skylight, measure your rough hole dimension. Then compare that to our skylight sizes, which all go by the rough hole dimension.

When measuring for a neo angle skylight, find a 90 degree angle and measure the long (X) and the short (Y) sides then compare your dimensions to our skylight sizes.



SKYLIGHT SEALANT KIT

Take the guesswork out of skylight installation with this kit.

Includes everything your customers need for successful installation. Approved sealant and correct size screws with directions for install.

SR33150 - Single box
SR33150P - Six-pack of Skylight Sealant Kits in a shelf ready cut box.



SKYLIGHT SEALANT

A single tube of approved sealant for skylight installation.

This sealant eliminates harmful chemicals that eat through polycarbonate, ensuring a longer lasting install.

SR140



SKYLIGHTS



All include sealant.

MFG#	Hole Size Inches	Flange Inches	Height Inches
SL1422S	14 x 22	17.5 x 25.5	5
SL1422W	14 x 22	17.5 x 25.5	5
SL1422C	14 x 22	17.5 x 25.5	5
SL1430W	14 x 30	17.5 x 33.5	5
SL1626W	16 x 26	20 x 30	4.5
SL1824S	18 x 24	21.5 x 27.5	5
SL1824W	18 x 24	21.5 x 27.5	5
SL1830S	18 x 30	21.5 x 33.5	5
SL1830W	18 x 30	21.5 x 33.5	5
SL2222W	22 x 22	25.5 x 25.5	4.5
SL2234S	22 x 34	25.5 x 37.75	4.5

Additional Sizes Available!

NEO ANGLE



All include sealant.

MFG#	Hole Size Inches	Flange Inches	Height Inches
NSL208W	20 x 8	24 x 11	5
NSL2412S	24 x 12	27 x 14.5	5
NSL2810W	28 x 10	32 x 13	5

Additional Sizes Available!

SKYLIGHT SHADES



SLS1414B

SLS2230B

SLS1422B | SLS1422

Thermo Shield Shade

Includes DUO Heat Shielding Technology to help reflect light rays back off your RV. Designed with edge-to-edge coverage without a perforated curtain, blocking nearly all light coming into the RV. This provides ultimate temperature and light control.

Standard Shade

An economical solution designed to help reduce heat and light in your RV by reducing the UV effect.

Installs in Minutes - Hardware Included
Made from Mold-Resistant Materials

MFG#	Inches	Style
SLS141B	14 x 14	Thermoshade
SLS1422	14 x 22	Standard Shade
SLS1422B	14 x 22	Thermo Shade
SLS2230B	22 x 30	Thermo Shade

BATH TUBS



BT2432WR

MFG#	Size	Drain	Color
BT2432WL	24 x 32	LH	White
BT2432WR	24 x 32	RH	White
BT2436PR	24 x 36	RH	Parchment
BT2436WR	24 x 36	RH	White
BT2440PL	24 x 40	LH	Parchment
BT2440PR	24 x 40	RH	Parchment
BT2440WL	24 x 40	LH	White
BT2440WR	24 x 40	RH	White

Additional Sizes Available!

NEOSHOWERBASE



FCD -
Front Center Drain

NSB3434WC
Size: 34 x 34
Color: White

*Additional
Sizes Available!*

NEOSHOWERWALL

NSW3434W
Size: 34 x 34 x 67
Color: White

*Additional
Sizes Available!*

SHOWER PANS



SP2424WR

MFG#	Size	Drain	Color
SP2424W	24 x 24	OMNI	White
SP2432WC	24 x 32	CR	White
SP2436WL	24 x 36	LH	White
SP2436WR	24 x 36	RH	White
SP2440WR	24 x 40	RH	White
SP2440WL	24 x 40	LH	White

Additional Sizes Available!

STEP TUB

RH- Right side drain / LH- Left side drain
ST2436WL
Size: 24x36, LH Drain, Color: White
ST2436WR
Size: 24x36, RH Drain, Color: White



SHOWER WALL

SW2432W
Size: 24x32x66, Color: White
SW2436W
Size: 24x36x66, Color: White



TUB WALL

TW2440W
Size: 24x40, Color: White



SHOWER WALL SYSTEM

SWA2436W
Size: 24x36x67, Color: White
SWA2440W
Size: 24x40x67, Color: White

Additional Sizes Available!



PORCH LIGHT LENS SR33101

Replacement lens for grab bar porch lights.



SHOWER ORGANIZER 33300

Designed for easy shower installation. It includes a designated soap shelf, towel bar and shower accessory storage area.



TOILET PAPER HOLDER 33200

Keep toilet paper dry in damp conditions. Durable, hygienic and easy-to-clean. Simple installation, all mounting hardware included.



LAVY CORNER SINK LCS11W

Made of ABS plastic making it strong and lightweight. Includes all hardware needed for installation. Easy to install. Optional sink skirt is included. Standard 1-1/2" lavy drain.



INSTA HOLDING PATCH

IP48

- 4x8 patch bonds instantly to the tank allowing you to re-fill immediately
- NO Cure Time • NO Mess
- Bonds to All Types of Plastics
- Instantly Fix Holding Tanks - AC Shrouds Fender Skirts and More!



CREATING FOR
THE RECREATION
INDUSTRY

PREVENTS:

- Sticking
- Grinding
- Difficulty Opening

SLIDE OUT SKIS

028102D-AFT
028102D-10 (10 Pack)

A sticking slide out can destroy RV floors where rooms slide on the rollers. Save the slide out and the floor with this amazing Easy Slide system. Designed to give the slide out that smooth easy glide that it had when it was new.



INSTALL TAPE

IT154

- Perfect for shower wall installs and so much more
- Professional grade tape used by Original Equipment Installers
- Holds up against rigorous wear & tear
- Easy to use peel and stick installation
- 1/4" thick by 1" wide tape
- 54 feet of tape on the roll
- Uses are endless!

DUO PURE CLEAN KIT



DUO Plastic cleaner has been specially formulated to SAFELY clean plastic and won't cause degradation to the plastic components in your RV, and will keep your fixtures looking like new! DUO PURE Cleaners are non-toxic, eco-friendly, organic, biodegradable.

DUOCLN-KIT

Contents Include:

- DUO PURE RV PLASTIC CLEANER, 16 oz
- DUO PURE RV GLASS CLEANER, 16 oz
- DUO PURE DRAIN DEODORIZER, 16 oz
- Ultra Soft Microfiber Cleaning Cloth
- Squeegee



LIFE ON THE ROAD IS WHAT OUR RACKS ARE BUILT FOR

Not every bike rack is created equal. That means not every rack can be used on the back of any vehicle. Travel Trailers and 5th Wheels have a different type of suspension that makes it rougher and therefore requires a specific type of rack.

Swagman's RV Approved category products are put through a rigorous testing program that simulates the conditions of being towed behind a trailer to ensure that our bike racks can endure the extra stress. Look for the **RV APPROVED** logo on Swagman products to ensure your bikes and trailers are properly protected.



HOW MANY BIKES DO YOU WANT TO CARRY?

2

- E-Spec
- Escapee
- Dispatch
- Traveler XC 2
- Nomad
- The Straddler
- RV Bumper Rack
- Around the Spare Deluxe

3

- The Original Standard 3

4

- Trailhead RV Approved
- The Original Standard 4
- RV Bumper Rack



WHERE DO YOU WANT TO MOUNT YOUR NEW RACK?

HITCH MOUNT

- E-Spec
- Escapee
- Dispatch
- Nomad
- Traveler XC 2
- Trailhead 4 RV

STEEL BUMPER

- Around the Spare Deluxe
- 2 Bike RV Bumper Rack
- 4 Bike RV Bumper Rack

TRAILER FRAME

- The Straddler

e-spec

2 BIKE PLATFORM RACK

CARRIES: 1 OR 2 BIKES, 70 LBS/BIKE

FITS: 2" HITCH RECEIVER

ITEM: 66689



FEATURES:

- Fits 2" Hitch Receiver
- Fits most frame sizes and shapes
- Folds up against rear of the vehicle when not in use
- Includes 2 same key lock cylinders to lock bikes and locking hitch pin
- Fat tire trays sold separately (#64679)

escapee

2 BIKE PLATFORM RV RACK

CARRIES: 1 OR 2 BIKES, 60 LBS/BIKE

FITS: 2" HITCH RECEIVER

ITEM: 66693



FEATURES:

- Zero frame contact
- Fits 20-29" wheel sizes up to 5" wide
- Fits most frame sizes, shapes and styles
- Folds up against vehicle when not in use
- Locking ratchet arms help secure bike to rack
- Locking hitch pin included

dispatch

2 BIKE PLATFORM RV RACK

CARRIES: 1 OR 2 BIKES, 45 LBS/BIKE

FITS: 2" HITCH RECEIVER

ITEM: 66684



FEATURES:

- Locking hitch pin and cable included
- Adjustable wheel straps secure wheels to tray
- Adjustable hooks secure frame to rack
- Cam lever works to easily lower vertical post
- Increased ground clearance over the XC2

nomad

2 BIKE PLATFORM RV RACK

CARRIES: 1 OR 2 BIKES, 35 LBS/BIKE

FITS: 2" HITCH RECEIVER

ITEM: 66670



FEATURES:

- 8" increased ground clearance over XC2
- 3D wheel hoops with wheel straps for bike retention
- Adjustable hooks secure frame to rack
- Adjustable wheel hoops fit most bikes
- Wheel hoop arms fold up for storage

TRAVELER XC 2

2 BIKE PLATFORM RV RACK

CARRIES: 1 OR 2 BIKES, 35 LBS/BIKE

FITS: 2" HITCH RECEIVER

ITEM: 64663



FEATURES:

- Push button ratchet arms easily adjust to secure bike
- Fits into a 2" Class 3 hitch or use the bumper adaptor and mount it to a 4 to 4.5" continuous steel welded RV bumper, creating a 2" receiver
- Locking hitch pin & cable sold separately (#64030)

TRAILHEAD 4 RV

4 BIKE TWO ARM RACK

CARRIES: 1 OR 2 BIKES, 35 LBS/BIKE

FITS: STANDARD 2" HITCH RECEIVER

ITEM: 63381



FEATURES:

- Anti-sway cradles prevent bike to bike contact
- Arms fold down when not in use
- 35 lbs/bike capacity to maximum of 100 lbs

AROUND THE SPARE DELUXE

2 BIKE RV RACK

CARRIES: 1 OR 2 BIKES, 30 LBS/BIKE

FITS: 4" - 4.5" STEEL BUMPER

ITEM: 80501



FEATURES:

- New anti-sway cradles prevent bike-to-bike contact
- Carries up to 2 bikes
- Mounts around most spare tires on 4" - 4.5" continuous welded steel bumper

RV BUMPER RACK 2

2 BIKE RV BUMPER RACK

CARRIES: 1 OR 2 BIKES, 30 LBS/BIKE

FITS: 4" - 4.5" STEEL BUMPER

ITEM: 80605



FEATURES:

- Heavy duty steel construction
- Mounts on 4" - 4.5" continuous welded steel bumper
- Simple and easy to attach and use

RV BUMPER RACK 4

4 BIKE RV BUMPER RACK

CARRIES: 1, 2, 3 OR 4 BIKES, 30 LBS/BIKE

FITS: 4" - 4.5" STEEL BUMPER

ITEM: 80600



FEATURES:

- Heavy duty steel construction
- Mounts on 4" - 4.5" continuous welded steel bumper
- Simple and easy to attach and use

THE STRADDLER

2 BIKE RV RACK

CARRIES: UP TO 2 BIKES + 2 BIKE CARRIER, 100 LBS INCLUDING RACK AND BIKE

FITS: MOST TRAVEL TRAILER "A" FRAMES

ITEM: 80503



FEATURES:

- Steel construction
- Powder coated to resist corrosion
- Designed to create a 2" receiver on the nose of the travel trailer
- Allows the user to utilize their own hitch mounted bike racks that do not need to be RV Approved
- Maximum 100 lbs including bike and rack

RV BUMPER ADAPTOR

2" TRAILER HITCH RECEIVER

CARRIES: 1 HITCH MOUNT RACK

FITS: 4" - 4.5" CONTINUOUSLY WELDED STEEL BUMPERS

ITEM: 64025



FEATURES:

- Solid steel construction
- Easy installation
- Power coated to resist corrosion
- Not to be used for towing or with cargo carriers

ACCESSORIES

RV BIKE BAG

HORIZONTAL BIKE BAG

LOAD: COVERS UP TO 2 BIKES

FITS: HITCH RACKS

ITEM: 82007



FEATURES:

- Covers up to 2 bikes
- Specially designed for bicycles that are mounted on a platform-style, hitch mounted bike rack
- Protect and hide your high value bikes
- Now larger volume

DELUXE BAR ADAPTOR

1 BIKE ADAPTOR

CARRIES: 1 BIKE

FITS: BIKES WITH SLANTED TOP TUBE (IE. STEP THROUGH FRAMES)

ITEM: 64005



FEATURES:

- The Deluxe Bar Adaptor creates a horizontal cross bar for bikes so they can be mounted onto racks that require a top horizontal tube
- Adaptor comes equipped with vinyl-coated hangers
- User friendly quick release
- Adjusts from 19" to 26"

ROAMER LT

ROOF RACK

CARRIES: 150 LBS INCLUDING RACKS

FITS: TENT TRAILERS, TRUCK CANOPIES AND TONNEAU COVERS

ITEM: 80510



FEATURES:

- Once mounted, the Roamer LT can accommodate a variety of bike & watersport roof racks
- Cross bars (84" in length)
- Carrier Weight: 27 lbs.

TOP SELLERS

NON-RV APPROVED PRODUCTS

(SUITABLE FOR USE ON MOST MOTORHOMES AND REGULAR VEHICLES)

XC2

2 BIKE PLATFORM RACK

CARRIES: 1 OR 2 BIKES, 35 LBS/BIKE

FITS: 1-1/4" & 2" HITCH RECEIVER

ITEM: 64650



FEATURES:

- Upright ratchet arms easily adjust to different bike frame sizes
- Soft, frame friendly grip arms hold bikes in place and protect bike's finish
- Center arm folds down to allow access to the rear of vehicle without removing the rack
- Fits 20" – 29" wheel sizes

XTC2

2 BIKE PLATFORM RACK

CARRIES: 1 OR 2 BIKES, 35 LBS/BIKE

FITS: 1-1/4" & 2" HITCH RECEIVER

ITEM: 64670



FEATURES:

- Built-in anti-wobble hitch device
- Upright ratchet arms easily adjust to different bike frame sizes
- Soft, frame friendly grip arms hold bikes in place and protect bike's finish
- Powder coated for added rust protection
- Fits 20" – 29" wheel sizes

XTC2 TILT

2 BIKE PLATFORM RACK

CARRIES: 1 OR 2 BIKES, 35 LBS/BIKE

FITS: 1-1/4" & 2" HITCH RECEIVER

ITEM: 64671



FEATURES:

- Tilts down to allow access to the rear of the vehicle, even when bikes are loaded
- Built-in anti-wobble hitch device
- Upright ratchet arms easily adjust to different bike frame sizes
- Easily adjust to all frame sizes
- Fits 20" – 29" wheel sizes

CHINOOK

2 BIKE PLATFORM RACK

CARRIES: 1 OR 2 BIKES, 45 LBS/BIKE

FITS: 1-1/4" & 2" HITCH RECEIVER

ITEM: 64683



FEATURES:

- Folds up against vehicle when not in use
- Tilts down to allow access to rear of vehicle, even when bikes are loaded
- Fits most frame sizes, shapes and styles
- Includes 2 same key lock cylinders that secure frame to bike rack
- Locking hitch pin included

QUAD 2+2

4 BIKE PLATFORM RACK

CARRIES: 1, 2, 3 OR 4 BIKES, 45 LBS/BIKE

FITS: STANDARD 2" HITCH RECEIVER

ITEM: 66692



FEATURES:

- Locking hitch pin included
- Folds up against vehicle when not in use
- Fits most frame sizes, shapes and styles
- Transforms from 2-bike to 4-bike carrier in seconds
- Includes 4 same key lock cylinders to lock bike to rack
- Fat tire trays sold separately (#64694)

TOP SELLERS

NON-RV APPROVED PRODUCTS

(SUITABLE FOR USE ON MOST MOTORHOMES AND REGULAR VEHICLES)

CURRENT

2 BIKE PLATFORM RACK

CARRIES: 1 OR 2 BIKES, 60 LBS/BIKE

FITS: 1-1/4" & 2" HITCH RECEIVER

ITEM: 64678



FEATURES:

- Fits most frame sizes, shapes and styles
- Tire ratchet straps firmly holds bikes and secures wheels
- Tilts down to allow access to rear of vehicle even while bikes are loaded
- Folds up against vehicle when not in use
- Fits fat bikes up to 5" tire width
- Locking hitch pin included

skaha 2

2 BIKE PLATFORM RACK

CARRIES: 1 OR 2 BIKES, 60 LBS/BIKE

FITS: 1-1/4" & 2" HITCH RECEIVER

ITEM: 66686



FEATURES:

- Zero frame contact
- Fits 20-29" wheel sizes up to 5" wide
- Tilts down to allow access to rear of vehicle even when bikes are loaded
- Fits most frame sizes, shapes and styles
- Folds up against vehicle when not in use
- Locking ratchet arms help secure bike to rack
- Locking hitch pin included

skaha 2 plus

2 BIKE PLATFORM RACK

CARRIES: 1 OR 2 BIKES, 60 LBS/BIKE

**EXPANDS TO 4-BIKE W/ADD-ON*

FITS: 2" HITCH RECEIVER

ITEM: 66698



FEATURES:

- Zero frame contact
- Fits 20-29" wheel sizes up to 5" wide
- Fits most frame sizes, shapes and styles
- Folds up against vehicle when not in use
- Locking ratchet arms help secure bike to rack
- Locking hitch pin included
- Expands to a 4-bike carrier when used with the Skaha 2 Plus 2 Add-On (sold separately)

skaha 2 plus 2 add-on

2 BIKE ADD-ON

CARRIES: 1 OR 2 BIKES (4 TOTAL)

30 OR 45 LBS/BIKE*

FITS: SKAHA 2 PLUS (66698)

ITEM: 66699



FEATURES:

- Zero frame contact
- Turns your Skaha 2 Plus into a 4-bike carrier
- Total carrying capacity when installed is 180 pounds. Bike capacity configurations can be:
 - 60 lbs per bike on two inner-most, 30 lbs per bike on two outer-most OR 45 lbs per bike
- Not compatible with the Skaha 2



TEKNOR APEX

RV & MARINE

FRESH WATER SUPPLY HOSES



NEVERKINK® RV/MARINE

- Drinking Water Safe - Manufactured with F.D.A. sanctioned materials
- Lead Safe - Complies with Consumer Product Safety Improvement Act
- Grip-Tite® coupling for an easy, leak-free connection at the faucet
- ThumThing® coupling for easier attachment to the faucet (1/2" diameter only)
- Lifetime Replacement Guarantee

UPC Prefix: 0-31724

Stock#	I.D.	Length	Pack	Wt.lb.	Cu.Ft.	UPC
7602-25'	1/2"	25'	10	28	2.0	76024-6
8602-25'	5/8"	25'	10	39	2.4	86022-9
8602-50'	5/8"	50'	5	39	2.4	86025-0
8602-75'	5/8"	75'	3	35	2.1	86027-4



AQUAFLEX®

- Drinking Water Safe - Manufactured with F.D.A. sanctioned materials
- Lead Safe - Complies with Consumer Product Safety Improvement Act
- ThumThing® coupling for easier attachment to the faucet
- Lifetime Replacement Guarantee

UPC Prefix: 0-31724

Stock#	I.D.	Length	Pack	Wt.lb.	Cu.Ft.	UPC
7503-15'	1/2"	15'	10	18	1.4	57503-1
7503-25'	1/2"	25'	10	28	2.0	75032-2
7503-50'	1/2"	50'	10	52	3.2	75035-3
8503-25'	5/8"	25'	10	34	2.9	85032-9
8503-50'	5/8"	50'	5	36	2.3	85035-0



Drinking Water Safe



Manufactured with
FDA sanctioned materials



Lead Safe Complies with the Consumer
Product Safety Improvement Act



NEVERKINK® RV/MARINE

- Drinking Water Safe - Manufactured with F.D.A. sanctioned materials
- Lead Safe - Complies with Consumer Product Safety Improvement Act
- Grip-Tite® coupling for an easy, leak-free connection at the faucet
- ThumThing® coupling for easier attachment to the faucet
- Lifetime Replacement Guarantee

UPC Prefix: 0-31724

Stock#	I.D.	Length	Pack	Wt.lb.	Cu.Ft.	UPC
7604-25'	1/2"	25'	10	34	2.0	76043-7
8604-25'	5/8"	25'	10	44	2.9	86043-4
8604-50'	5/8"	50'	5	43	2.2	86046-5



STARTER KIT

- Drinking Water Safe - Manufactured with F.D.A. sanctioned materials
- Lead Safe - Complies with Consumer Product Safety Improvement Act
- Ten Year Replacement Guarantee

UPC Prefix: 0-31724

Stock#	I.D.	Length	Pack	Wt.lb.	Cu.Ft.	UPC
7533-25'	1/2"	25'	10	26	2.0	75332-3



TEKNOR APEX

©2022 Teknor Apex Company All Rights Reserved.



Most innovative durable lightweight
hose in the market.

zero-G[®] SERIES

When it comes to **innovation**, zero-G sets a new engineering standard in advanced performance. Guaranteeing the **best balance** of lightweight, kink resistance, easy handling and long-lasting performance. A difference your customers can trust.



zero-G[®]

Hose performance re-invented.

UPC Prefix: 0-31724

Stock#	I.D.	Length	Pack	Wt.lb.	Cu.Ft.	UPC
4001-100'	5/8"	100'	4	40	2.3	40011-1

PDQ

Stock#	I.D.	Length	Pack	Wt.lb.	Cu.Ft.	UPC
4001-25	5/8"	25'	6	18	1.0	40012-8
4001-50	5/8"	50'	6	33	1.8	40015-9

Takes the Work Out of Yard Work

- 50% lighter weight for ease-of-use and maneuverability
- Improved Ergonomic grips for easier attachment
- Commercial grade crush-resistant coupling with brass insert to prevent corrosion
- Abrasion, leak and puncture-resistant G-Force[®] outer cover for longer performance
- Tru-Flex[®] inner core minimizes kinking
- 600 psi-rated
- Drinking Water Safe and Lead Safe
- Assembled in USA with a 5 Year Warranty

NEW



zero-G[®] Pro

Hose performance re-invented.

UPC Prefix: 0-31724

Stock#	I.D.	Length	Pack	Wt.lb.	Cu.Ft.	UPC
4300-100	3/4"	100'	3	34	2.0	43001-9

PDQ

Stock#	I.D.	Length	Pack	Wt.lb.	Cu.Ft.	UPC
4300-50	3/4"	50'	4	23	1.3	43005-7
4300-75	3/4"	75'	3	25	1.8	43007-1

Takes the Work out of Your Work Day

- 55% lighter weight compared to commercial vinyl hoses
- Improved Ergonomic grips for easier attachment
- Commercial grade crush-resistant coupling with brass insert to prevent corrosion
- 3/4" diameter for high flow, 500 psi-rated
- High visibility color
- Compact, easy to store or relocate
- Assembled in USA with a 10 Year Warranty

NEW



zero-G[®]

Freedom from heavy, bulky hoses.

UPC Prefix: 0-31724

Stock#	I.D.	Length	Pack	Wt.lb.	Cu.Ft.	UPC
4006-25	1/2"	25'	6	14	1.1	40062-3
4006-50	1/2"	50'	6	26	2.5	40065-4

Great for RV and Marine Use

- 50% lighter weight for ease-of-use and maneuverability
- Crush-resistant couplings
- Abrasion, leak and puncture-resistant G-Force[®] outer cover for longer performance
- Tru-Flex[®] inner core minimizes kinking
- 600 psi-rated
- Drinking Water Safe and Lead Safe
- Assembled in USA with a 5 Year Warranty



ASSEMBLED IN U.S.A.



NEVERKINK PRO[®] COMMERCIAL DUTY

- Spring coil, crush-resistant couplings with brass threads prevent corrosion
- Superior abrasion and pump resistance
- UV resistance prevents pinholes and cracking
- Lifetime Warranty

UPC Prefix: 0-31724

Stock#	I.D.	Length	Pack	Wt.lb.	Cu.Ft.	UPC
8845-50'	5/8"	50'	5	39	2.4	88455-3

* NOT RECOMMENDED FOR DRINKING WATER



TEKNOR APEX

©2022 Teknor Apex Company All Rights Reserved.



MADE IN U.S.A.



102 International Drive
Peachtree City, Georgia 30269
818-865-8667 | rvli.com